

Microwave-assisted one-pot synthesis of tetrahydrobenzo[*b*]pyrans in the presence of WEWFPA and their electrochemical studies

Krishnappa B. Badiger ¹, Lokesh Koodlur Sannegowda ²,
and Kantharaju Kamanna ^{1*}

¹Peptide and Medicinal Chemistry Research Laboratory, Department of Chemistry, Rani Channamma University, P-B, NH-4, Belagavi 591 156, India

²Department of Studies in Chemistry, Vijayanagara Sri Krishnadevaraya University, Ballari, Karnataka 583105, India

(Received November 16, 2021; Revised April 20 2022; Accepted April 23, 2022)

Abstract: The present work described one-pot three-component synthesis of tetrahydro benzo[*b*]pyran derivatives using Water Extract of Watermelon Fruit Peel Ash (WEWFPA) as a inexpensive greener catalyst. The title compounds were synthesized *via* the condensation reaction of aromatic aldehyde, dimedone, and ethyl cyanoacetate under microwave irradiation in agro-waste solvent medium and ethanol as a co-solvent. The developed method is simple, rapidity, high yields, pure, low cost, mild reaction condition, evading use of toxic metals and solvent, and the catalyst reusability are the main advantages. The resulting products were isolated by simple workup and recrystallization gave pure compounds. Further, the oxidation and reduction potential of the selected tetrahydrobenzo[*b*]pyran derivatives were studied using cyclic voltammetry.

Keywords: Tetrahydrobenzo[*b*]pyrans; ethyl cyanoacetate; microwave irradiation; agro-waste; cyclic voltammetry. © 2022 ACG Publications. All rights reserved.

1. Introduction

Heterocyclic compounds play a pivotal role in the biological systems for a wide range of pharmacological applications.¹ Most of the presently available drug molecules and potent agrochemicals possess at least one or more heterocyclic skeletons. The heterocycles are also found in other applications in reprography, information storage devices, cosmetics, switching devices, photocatalysts, and plastics are main dependent on the heterocyclic core structure.² The organic compound possessing heteroatoms in the benzene ring are emerged important field in chemistry, due to their vast applications, heteroatom presence, and acting as a nucleus to the various bio-active scaffolds. Thus, in this regard, the oxygen-containing heterocyclic core structure has attracted the attention of the organic chemists, due to its wide range of pharmacological applications (Figure S1). Among them, 2-amino-4*H*-pyrans has been recognized as a highly potent bioactive compound in cosmetics, dyes, and pigments, and utilized in agrochemicals, because of their biodegradable

* Corresponding author: E-mail: kk@rcub.ac.in

Microwave-assisted one-pot synthesis of tetrahydrobenzo[*b*]pyrans

properties.³⁻⁵ Natural products structurally similar to the polyfunctionalized 4*H*-pyrans^{6,7} have reported several pharmacological activities⁸ such as antibacterial,⁹⁻¹³ antitumor,¹⁴ and calcium channel antagonists¹⁵ (Figure 1). Also, numerous organic reactions have been done in the water as a green solvent reaction medium. Water has several advantages such as abundance, non-polluting, inexpensive, safety and green chemistry protocol, but have a limitation of solubility.¹⁶

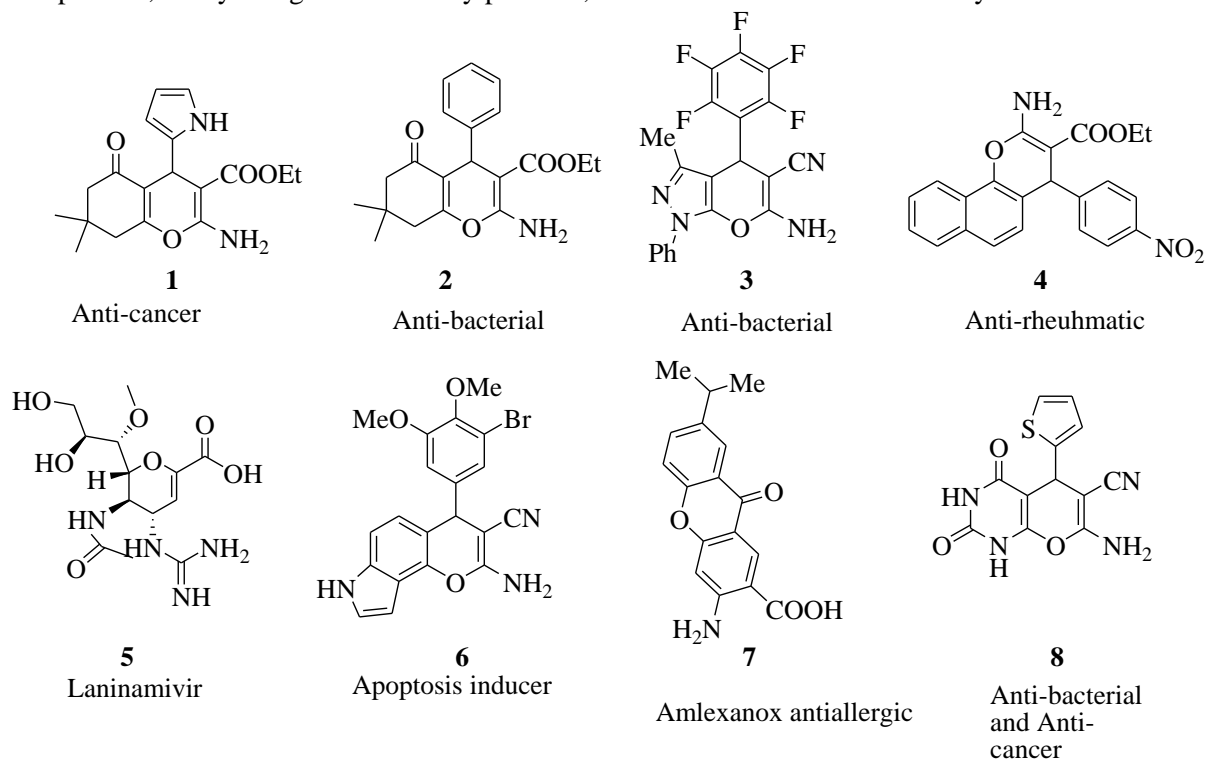


Figure 1. Selected pharmacologically prominent 4*H*-pyran scaffolds

Due to the distinct aforementioned good properties of the 4*H*-pyrans, different synthetic protocols have been reported for the synthesis of 4*H*-pyrans in the presence of several catalysts reported such as TiO₂-CNTs nanocomposite,¹⁷ Graphene oxide,¹⁸ Magnetic Fe₃O₄@MCM-41 core-shell nanoparticles,¹⁹ Ammonium chloride,²⁰ [Bmim]PF₆,²¹ Quaternary ammonium-functionalized MCM-48 mesoporous silica,²² MCM-41/Poly(Ionic Liquids),²³⁻²⁴ [BMIm]BF₄,²⁵ Na₂CO₃,²⁶ SBPPSP,²⁷ SnCl₂/Nano SiO₂,²⁸ Nano-TiO₂/H₁₄[NaP₅W₃₀O₁₁₀],²⁹ Nano-ZnO,³¹ [HMIM]C(CN)₃,³² TFE,³³ Supported-KF,³⁴ Urea,³⁵ Nanozeolit,³⁶ Fe₃O₄@SiO₂-imid-PMA,³⁷ Aminopropylated silica gel,³⁸ and potassium phthalimide (POPI).³⁹ The heating method to expedite some of the organic reactions is continuously modified from last three decades.⁴⁰ In 1855, Robert Bunsen discovered a burner,⁴¹ which acts as a heating energy source for the various reactions in the vessel, this was later overruled by oil bath heating,⁴² hot plates,⁴³ but the drawback of heating by these methods remains the same. To eliminate some of these limitations of the traditional method of heating, Microwave-Assisted Organic Synthesis (MAOS) is demonstrated and considered to be superior to the conventional method of heating.⁴⁴ The use of microwave ovens in the late 1980's started in chemistry labs just to heat leftover food or to warm frozen items for a late-night snack.⁴⁵ Later, organic chemists had figured out the advantage of microwaves to faster and uniformly heat organic reaction mixtures in a synthetic process.⁴⁶ However, some of the synthetic methods reported have limitations such as toxic, expensive, use of the organic solvent, high catalyst loading, harsh reaction condition, use of heavy metals, low yields, long reaction times, and tedious workup are the associated with many of the reported catalytic methods for the synthesis of 4*H*-pyran derivatives. Moreover, in many of the reported methods, catalysts are not recycled. Therefore organic chemists have utterly focused on the establishment of agro-waste sourced catalytic solvent media emerged alternative catalytic media for various organic transformations. Some of the reported pineapple juice,^{47, 48} water extract of orange fruit shell ash,^{49, 50} water extract of rice straw ash (WERSA)⁵¹⁻⁵³ water extract of papaya bark ash (WEPBA),⁵⁴⁻⁵⁸ water

extract of banana (WEB),⁵⁹⁻⁶² onion peel,⁶³ bael fruit extract (BFE),⁶⁴ water hyacinth,⁶⁵ water extract of muskmelon fruit shell ash (WEMFSA),⁶⁶ water extract of pomegranate peel ash (WEPPA),⁶⁷ water extract of nilgiri bark ash (WENBA),⁶⁸ calcinated burnt peel ash (CBPA) from *Musa balbisiana colla* peels,⁶⁹ calcinated tectona grandis leaves (CTGL),⁷⁰ calcinated caprica papaya stem (CCPS)⁷¹, eggshell powder (ESP)⁷², and more. To replace hazardous catalysts and use organic solvents in the chemical reaction, the feedstock extract endows the reaction with eco-friendly, inexpensive, abundant and hazardous-free as a green chemistry protocol. In the present work, we have selected recently developed agro-waste-derived catalyst WEWFPA (manuscript submitted) developed by our group. The extracted solvent media is used for the synthesis of tetrahydrobenzo[*b*]pyrans by the condensation of aromatic aldehyde, dimedone and ethylcyanoacetate under microwave irradiation. Further, the selected tetrahydrobenzo[*b*]pyrans are subjected to the electrochemical behavior studies and observed molecules behaving well in oxidizing and reducing properties due to the presence of donor-acceptor heteroatom present on it.

2. Experimental

2.1. Materials and Methods

All the reagents used in the synthesis are purchased from the Avra chemicals and were used without further purification. Custom-made microwave oven having the facility to fit reflux condenser and the magnetically stirring facility is used for the irradiation reaction at the power of 300 W. FT-IR Spectrometer measured in Thermo scientific using KBr pellet method. ¹H- and ¹³C-NMR spectra were collected in DMSO-*d*₆ on an Agilent spectrometer at 400 MHz. The chemical shifts are reported in ppm (δ) relative to tetramethylsilane as an internal standard. LC-MS spectra were recorded in a Waters synapt G2 high detection mass spectrometry. The electrochemical behavior was studied using CHI6005E Electrochemical Analyzer. The melting points were determined by the open capillary method and are uncorrected.

2.2. Preparation and Characterization of WEWFPA

The watermelon (*Citrullus lanatus*) fruits are collected from the local market, Belagavi, Karnataka, India and were authenticated. The peel of the fruit was manually separated from the pulp and kept for drying under sunlight for about 3-4 days. The dried peels (rinds) are subjected directly on a Bunsen flame containing wire gauze and produced ash (10g) was suspended in 100 mL of deionized water in a 250 mL conical flask, stirred for about one hour at room temperature. The suspension was then filtered, and a light yellow colored filtrate is denominated as a Water Extract of Watermelon Fruit Peel Ash (WEWFPA).

2.3. General Procedure for the Synthesis of Tetrahydrobenzo[*b*]pyran derivatives (*4a-4s*)

Aromatic aldehyde (1mmole), dimedone (1mmole) and ethylcyanoacetate (1mmole) in 4 mL of WEWFPA and ethanol (2 mL) was taken in a 50 mL round bottom flask, and the reaction mixture is subjected to microwave irradiation, which has the facility of magnetic stirring and reflux condenser fitting. The microwave irradiation was carried out for a specific period of time with a power output of 300 W. After reaction completion (TLC control, mobile phase: CHCl₃: MeOH), the reaction mixture is cooled, diluted with cold water (10 mL), and the separated solid filtered and washed repeatedly with water, and recrystallization from ethanol gave chromatographically pure product with excellent yields. The prepared compounds are confirmed by FT-IR, ¹H- & ¹³C-NMR, and mass spectrometry techniques. The obtained melting point of the products synthesized in this method is very much comparable with the literature data.

2.4. Spectral Data of Representative Compounds

Ethyl-2-amino-7,7-dimethyl-5-oxo-4-phenyl-5,6,7,8-tetrahydro-4H-chromene-3-carboxylate (4a): White solid; m.p. 151–153°C; 92% yield; FT-IR (KBr cm⁻¹): 3403 (N-H), 3290 (N-H), 3027 (HC=H), 1693 (C=O), 1655 (C-N), 1524 (C=C), 1202 (Ester C=O); ¹H NMR (DMSO-d₆) δ: (ppm) 0.89 (3H, s, CH₃), 1.04 (3H, s, CH₃), 1.09 (3H, t, *J* = 7.2 Hz CH₃), 2.06 (1H, d, *J* = 16.0 Hz, C-H), 2.26 (1H, d, *J* = 16.0 Hz, C-H), 2.46 (1H, d, *J* = 17.6 Hz, C-H), 2.55 (1H, d, *J* = 17.6 Hz, C-H), 3.94 (2H, q, *J* = 7.2 Hz, CH₂O), 4.50 (1H, s, C-H), 7.02–7.22 (5H, m, Ar-H), 7.54 (2H, s NH₂); LC-MS: *m/z* found: 282.12 [M+H]⁺, Calcd. (C₂₀H₂₃NO₄): 281.10.

Ethyl-2-amino-4-(4-chlorophenyl)-7,7-dimethyl-5-oxo-5,6,7,8-tetrahydro-4H-chromene-3-carboxylate (4c): Yellow solid; m.p. 153–154 °C; 89% yield; FT-IR (KBr cm⁻¹): 3480 (N-H), 3327 (N-H), 2976 (HC=H), 1681 (C=O), 1665 (C-N), 1524 (C=O), 1202 (Ester C=O); ¹H NMR (DMSO-d₆) δ: (ppm) 0.89 (3H, s, CH₃), 1.04 (3H, s, CH₃), 1.09 (3H, t, *J* = 7.2 Hz CH₃), 2.06 (1H, d, *J* = 16.0 Hz, C-H), 2.26 (1H, d, *J* = 16.0 Hz, C-H), 2.46 (1H, d, *J* = 17.6 Hz, C-H), 2.55 (1H, d, *J* = 17.6 Hz, C-H), 3.94 (2H, q, *J* = 7.2 Hz, CH₂O), 4.50 (1H, s, C-H), 7.12– 7.22 (5H, m, Ar-H), 7.56 (2H, s NH₂); LC-MS: *m/z* found: 376.58 [M+H]⁺, Calcd. (C₂₀H₂₂ClNO₄): 375.12.

Ethyl-2-amino-7,7-dimethyl-5-oxo-4-p-tolyl-5,6,7,8-tetrahydro-4H-chromene-3-carboxylate (4f): Light yellow solid; m.p. 165–166°C; 90% yield; FT-IR (KBr cm⁻¹): 3408 (N-H), 3289 (N-H), 2976 (HC=H), 1692 (C=O), 1692 (C-N), 1520 (C=C), 1202 (Ester, C=O); ¹H NMR (DMSO-d₆) δ: (ppm) 0.89 (3H, s, CH₃), 1.04 (3H, s, CH₃), 1.09 (3H, t, *J* = 7.2 Hz CH₃), 2.06 (1H, d, *J* = 16.0 Hz, C-H), 2.20 (3H, s, CH₃), 2.26 (1H, d, *J* = 16.0 Hz, C-H), 2.46 (1H, d, *J* = 17.6 Hz, C-H), 2.55 (1H, d, *J* = 17.6 Hz, C-H), 2.53 (1H, d, *J* = 17.6 Hz, C-H), 3.94 (2H, q, *J* = 7.2 Hz, CH₂O), 4.50 (1H, s, C-H), 6.92–7.02 (4H, m, Ar-H), 7.50 (2H, s, NH₂); LC-MS: *m/z* found 356.67, [M+H]⁺, Calcd. (C₂₁H₂₅NO₄): 355.12.

Ethyl-2-amino-4-(furan-2-yl)-7,7-dimethyl-5-oxo-5,6,7,8-tetrahydro-4H-chromene-3-carboxylate (4k): Light brown solid; m.p. 196–198 °C; 92% yield; FT-IR (KBr cm⁻¹): 3402 (N-H), 3278 (N-H), 2980 (HC=H), 1691 (C=O), 1691 (C-N), 1529 (C=C), 1207 (Ester C=O); ¹H NMR (DMSO-d₆) δ: (ppm) 1.11 (3H, s, CH₃), 1.26 (3H, s, CH₃), 1.38 (3H, t, *J* = 7.2 Hz CH₃), 1.50 (2H, d, *J* = 16.0 Hz, CH₂), 2.52 (2H, s, *J* = 16.0 Hz, CH₂), 4.05 (1H, d, *J* = 17.6 Hz, CH), 4.33 (2H, *J* = 17.6 Hz, CH₂), 5.90 (1H, d, *J* = 17.6 Hz, C-H), 6.19 (1H, q, *J* = 7.2 Hz, CH), 7.3 (1H, s, C-H), 8.08 (2H, s, NH₂); ¹³C NMR (DMSO-d₆): (ppm) 14.80, 25.64, 26.5, 27.4, 32.4, 43.2, 50.6, 59.6, 75.5, 105.1, 111.1, 113.6, 141.1, 152.2, 157.8, 160.2, 168.5, 196.03; LC-MS: *m/z* found 332.13, [M+H]⁺, Calcd (C₁₈H₂₁NO₅): 331.14.

Ethyl-2-amino-4-(6-methoxynaphthalen-2-yl)-7,7-dimethyl-5-oxo-5,6,7,8-tetrahydro-4H-chromene-3-carboxylate (4q): Yellow solid; m.p. 289–291 °C; 90% yield; FT-IR (KBr cm⁻¹): 3430 (N-H), 3317 (N-H), 2956 (HC=H), 1720 (C=O), 1689 (C-N), 1585 (C=C), 1199 (Ester C=O); ¹H NMR (DMSO-d₆) δ: (ppm) 1.03 (3H, s, CH₃), 1.22 (3H, s, CH₃), 1.50 (3H, t, *J* = 7.2 Hz CH₃), 1.95 (1H, d, *J* = 16.0 Hz, C-H), 2.0 (3H, s, CH₃), 2.55 (1H, d, *J* = 16.0 Hz, C-H), 3.36 (1H, d, *J* = 17.6 Hz, C-H), 3.82 (1H, d, *J* = 17.6 Hz, C-H), 4.91 (1H, d, *J* = 17.6 Hz, C-H), 6.55 (2H, q, *J* = 7.2 Hz, CH₂O), 7.12–7.52 (4H, m, Ar-H), 8.11 (2H, s NH₂). ¹³C NMR (DMSO-d₆): (ppm) 14.8, 26.2, 27.8, 31.9, 33.7, 43.1, 50.0, 55.1, 62.5, 77.8, 105.5, 115.6, 126.6, 123.6, 125.2, 125.8, 129.1, 135.6, 154.8, 156.1, 162.07, 165.7, 196.8; LC-MS: *m/z* found 422.16, [M+H]⁺, Calcd. (C₂₅H₂₇NO₅): 421.14.

Ethyl-2-amino-4-(6-chloropyridin-3-yl)-7,7-dimethyl-5-oxo-5,6,7,8-tetrahydro-4H-chromene-3-carboxylate (4r): White solid; m.p. 263–265 °C; 89% yield; FT-IR (KBr cm⁻¹): 3474 (N-H), 3333 (N-H), 2977 (HC=H), 1690 (C=O), 1654 (C-N), 1528 (C=C) 1208 (Ester C=O); ¹H NMR (DMSO-d₆) δ: (ppm) 1.05 (3H, s, CH₃), 1.26 (3H, s, CH₃), 1.50 (3H, t, *J* = 7.4 Hz, CH₃), 1.91 (2H, d, CH₂), 2.51 (2H, s, CH₂), 3.89 (1H, t, CH), 4.31 (2H, d, *J* = 16.0 Hz, CH₂), 7.55 (1H, s, CH), 7.89 (1H, s, CH), 8.15 (1H, d, CH), 8.43 (2H, s, NH₂); ¹³C NMR (DMSO-d₆): (ppm) 24.9, 26.7, 28.9, 31.5, 37.4, 46.3, 50.8, 59.5, 76.59, 114.2, 123.6, 132.6, 138.6, 142.2, 149.7, 155.1, 163.5, 167.7, 196.0; LC-MS: *m/z* found.377.10, [M+H]⁺, Calcd (C₁₉H₂₁ClN₂O₄): 376.12.

Ethyl 4-(4-(methoxycarbonyl)phenyl)-2-amino-5,6,7,8-tetrahydro-7,7-dimethyl-5-oxo-4H-chromene-3-carboxylate (4t): White powder; m.p. 228-30 °C; 88% yield; FT-IR (KBr cm⁻¹): 3421(N-H), 2962 (HC=H), 1715(C=O), 1662 (C-N), 1518 (C=C), 1210 (Ester C=O); ¹H NMR (DMSO-d₆): δ : (ppm) 0.98 (3H, s, CH₃), 1.13 (3H, s, CH₃), 1.42 (3H, t, *J* = 7.2 Hz, CH₃), 2.12 (1 H, d, *J* = 15.2 Hz, Ar-H), 2.22 (1H, d, *J* = 15.2 Hz, Ar-H), 2.49 (2H, s, C-H), 3.98 (3H, s, OCH₃), 4.41 (2H, q, *J* = 7.2 Hz, OCH₂), 4.80 (1H, s, C-H), 7.36 (2H, d, *J* = 7.6 Hz, ar-H), 7.85 (2H, d, *J* = 7.7 Hz, ar-H); ¹³C NMR (DMSO-d₆): (ppm) 15.47, 27.24, 29.29, 32.12, 32.21, 40.79, 50.52, 51.80, 52.56, 116.02, 128.25, 128.44, 129.53, 149.26, 153.48, 163.23, 166.11, 167.86, and 197.22; LC-MS:*m/z* found.399.10, [M+H]⁺, Calcd. (C₂₂H₂₅NO₆): 398.12.

2.5. Electrodes Used for the Electrochemical Measurements

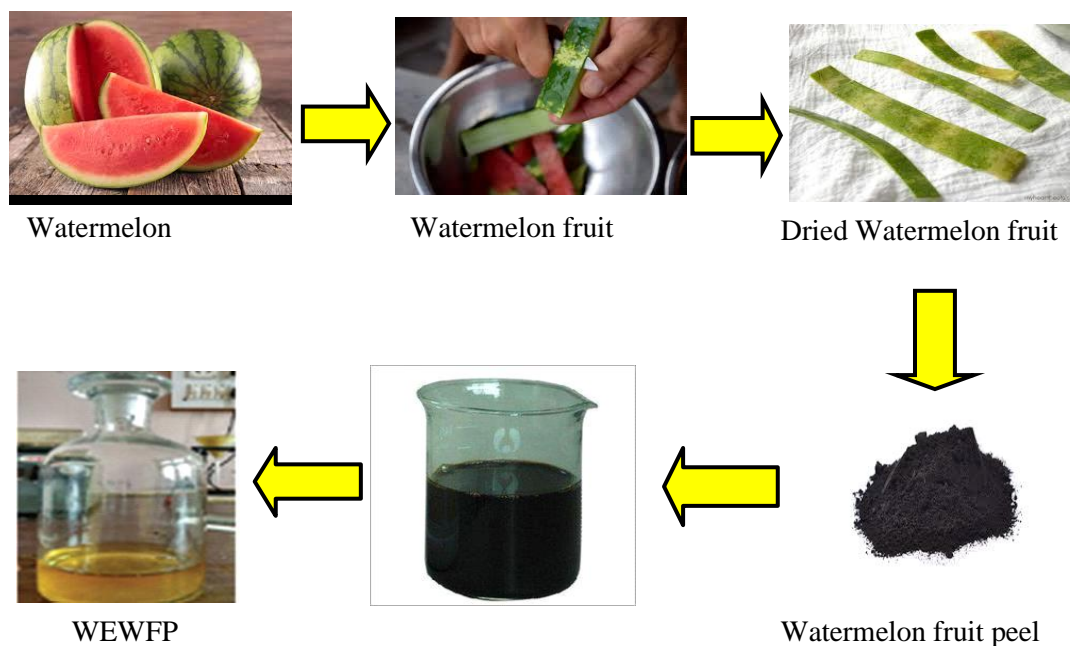
Cyclic voltammetry is the most commonly used technique for the electrochemical behavior investigation of molecules on the electrode surface. The oxidation reaction is obtained from the cathodic region, whereas the reduction reaction is take place in anodic region. All cyclic voltammetric experiments were carried out using three-electrode system with a standard electrode set-up consisting of GCE as the working electrode, Ag/AgCl as the reference electrode, and platinum wire as the counter electrode used for the electrochemical studies.

3. Result and Discussion

3.1. Characterization of WEWFPA Catalyst

In continuation of our research studies to develop a green chemistry protocol for the synthesis of bioactive heterocyclic molecules, herein, we presented another agro-waste-derived catalytic solvent media for the homogeneous synthesis of tetrahydrobenzo[b]pyran derivatives. For this purpose, firstly, the agro-waste extract was prepared by watermelon (*Citrullus lanatus*) fruit peel collected from the local area. Then, the peel was cleaned with distilled water, dried in sunlight and burnt to ash on the Bunsen burner. Taken 10 g of the resulting ash in 100 mL of deionized water, and stirred for about 1 h, filtered and the filtered solution was labeled as a WEWFPA (Figure 3). The pH of the solution was measured and found to be 11.8. To analyze the cause for the basic nature of the WEWFPA solution, the powdered ash was subjected to elemental analyses using XRF (not reported earlier, Table 1). These data revealed that, the extracted solution is basic in nature due to the presence of oxide and carbonate forms of K and Ca, and it serves as a convenient basic catalyst alternative to the present chemical catalysts used in the organic transformation.

Watermelon peel, the green outer portion is the tough layer of a watermelon. As in the inner part of the fruit itself, the peel of the fruit contains a high percentage of the bionutrients too. The fruit peel contains certain minerals, antioxidants, potassium, vitamins, and active ingredients. The peel also contain some nutrients such as chlorophyll, lycopene, amino acids, polyphenols, flavonoids and citrulline.⁷³ Herein, we also examined direct hot water extraction of the dried peel of watermelon. For this purpose, a mixture of 50 g of the dried peels in 100 mL of deionized water was heated at about 90 °C for about 3 h, then cooled to rt, filtered and pH measured was found 7.2. After filtration, the extracted solution (hot boiled water) was used for the catalytic action on a model reaction of aromatic aldehyde, dimedone and ethylcyanoacetate in ethanol. Unfortunately, the product yield was too low. The reason for the lowness of catalytic activity of direct water extracts may be attributed to the pH. In the case of ash water, burning all the organic and complex materials affords basic alkali or transition metal oxides or carbonates with higher pH of the solution (Table 1).

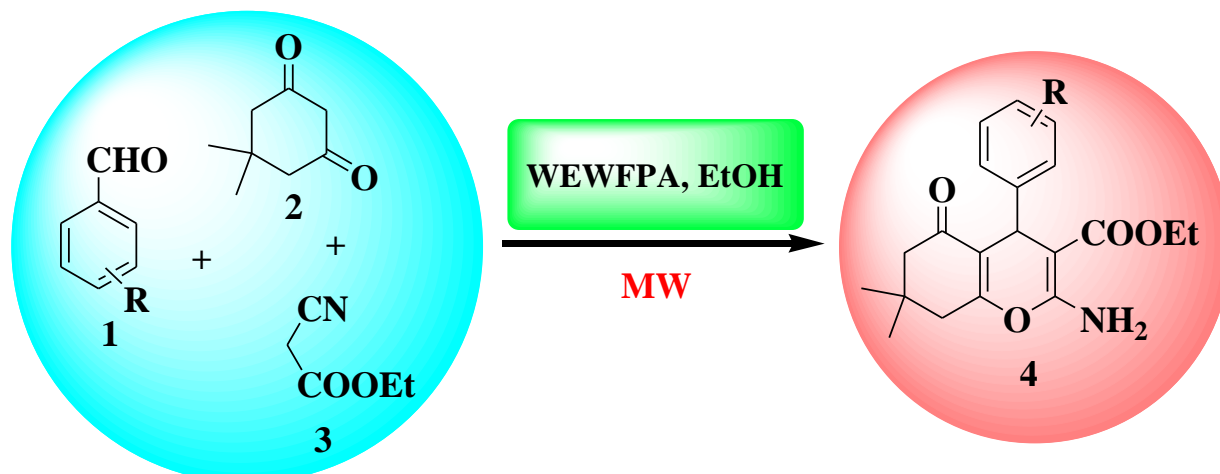
Microwave-assisted one-pot synthesis of tetrahydrobenzo[*b*]pyrans**Figure 3.** Preparation of WEWFPA**Table 1.** XRF Data of WEWFPA

S. No.	Elements	Quantity (%)
1	K ₂ O	69.8
2	P ₂ O	14.5
3	CaO	8.9
4	SiO ₂	4.2
5	Fe ₂ O ₃	1.72
6	MgO	0.75
7	CuO	0.40
8	TiO ₂	0.29
9	ZnO	0.10
10	MnO	0.07
11	Br	0.05
12	Rb ₂ O	0.04
13	Nb ₂ O ₅	0.03
14	SrO	0.03

3.2. Optimization of Reaction Conditions

To optimize the developed synthetic protocol for tetrahydrobenzo[*b*]pyrans synthesis at first, a mixture of benzaldehyde (**1**) (1 mmol), dimedone (**2**) (1 mmol) and ethylcyanoacetate (**3**) (1 mmol) in WEWFPA under room temperature stirring condition about 1 hr (Scheme 1). After completion of the reaction (monitored by TLC), the reaction mixture was diluted with water and separated solid product was filtered, washed with water gave moderate yield. Further, we thought of accelerating the reaction rate using custom-made microwave irradiation. As expected, microwave irradiation accelerated the reaction rate with improved yield. During isolation of the product, observed presence of the starting materials, this inspires us to use eco-friendly solvent ethanol for complete solubility of the reactants and performed reaction in a model reaction gave excellent product yield isolation under microwave irradiation. To optimize the required agro-waste solvent media for 1 mmol model reaction, carried out

series of reaction starting with 0, 1, 2, 3, 4, and 5 mL under microwave irradiation at 300 W power (Table 2). The experimental data revealed that, the gradual increase of the volume of WEWFPA from 1 to 4 mL increases gradually product yield isolation (entries 2, 3, 4 and 5, Table 2), but further increasing WEWFPA to 5 mL, surprisingly no affect on the reaction rate as well yield isolation compared to 4 mL of WEWFPA ((entry 6, Table 2).



Scheme 1. Three-component reaction of aryl aldehyde (1), dimedone (2) and ethylcyanoacetate (3) catalyzed WEWFPA.

Table 2. Optimization of the volume of WEWFPA in a model reaction*

Entry	Catalyst volume (mL)	Time (min)	Yield (%)
1	0	10	30
2	1	5	42
3	2	5	50
4	3	5	71
5	4	5	92
6	5	5	92

*Reaction condition: Benzaldehyde (1 mmol), Dimedone (1 mmol) and Ethylcyanoacetate (1 mmol) under MWI.

Despite low yield, a reaction that occurred without use of the WEWFPA may be attributed due to use of the microwave (entry 1, Table 2). To understand the most suitable microwave power for the reaction acceleration and better product isolation. In this context, we studied the required MW power for the best-suited reaction using 4 mL of optimized WEWEPA solvent media with varying microwave power starting with 100, 180, 300, 450 and 600 W (Table 3). This microwave power experiments revealed that, the reaction carried out at a power of 300 W emerged with the highest yield isolation in a short reaction time of 5 min. Therefore, these optimized experiments gave us the use of MW power 300 W and 4 mL of solvent media in 5 min reaction time achieved the best tetrahydrobenzo[b]pyran product isolation. Further, to check the different techniques available in the laboratory for the acceleration of the reaction rate under various methods are examined (Table 4).

Microwave-assisted one-pot synthesis of tetrahydrobenzo[*b*]pyrans**Table 3.** Optimization of microwave power

Entry	MW Power (W)	Time (min)	Yield (%)
1	100	5	41
2	180	5	72
3	300	5	92
4	450	5	92
5	600	5	92

The experimental methods used are tabulated in Table 4 are microwave with stirring, grindstone, room temperature stirring and ultrasonic irradiation. Among tested techniques, the MW irradiation excelled better techniques to achieve excellent product yield isolation with faster rate of the reaction in 4-5 min (Table 4, entry 4).

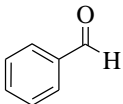
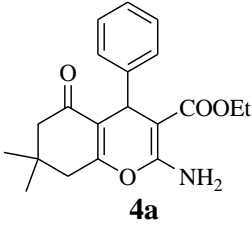
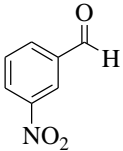
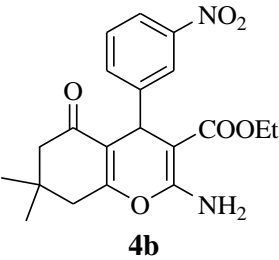
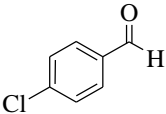
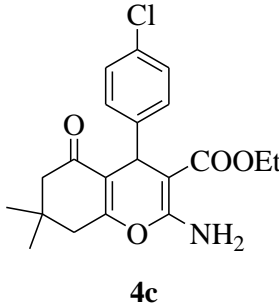
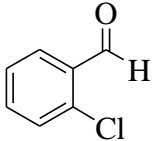
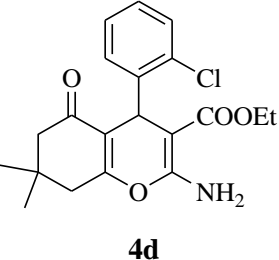
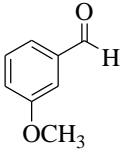
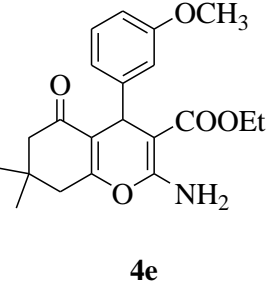
Table 4. Optimization of reaction condition

Entry	Condition	Time (min)	Yield (%)
1	Mechanochemical grinding	35	33
2	Room temperature stirring	76	60
3	Ultrasonication	65	66
4	Microwave irradiation	4-5	93

To check the developed synthetic method compatibility with aliphatic aldehyde, we examined the reaction conditions using acetaldehyde (CH_3CHO) in place of aromatic aldehyde to get the product under 4 mL solvent media and 300 W MWI. Unfortunately, there was no product formation even after 12 min irradiation noticed. To understand the tolerance of the present method to other aromatic benzaldehyde containing electron-donating group (EDG) and electron-withdrawing group (EWG). We performed synthesis of series of tetrahydrobenzo[*b*]pyrans derivatives containing various substituents (Table 5). In Table 5 difference product yield in percentage with difference of very small or little for both EDG and EWG on the aromatic aldehyde observed, and not observed any major accountable difference in product yield isolation. Further, the method is extended to heterocycle containing aldehydes (entries, Table 5), and found similar type product yield isolation under MWI. The final products were isolated in pure form by simple recrystallization in ethanol and not required further chromatographic purification. The isolated products were characterized by FT-IR, ^1H - and ^{13}C -NMR, and mass spectrometry techniques.

To demonstrate the advantages and efficiency of the present developed procedure for the synthesis of tetrahydrobenzo[*b*] pyrans derivatives are compared with those of the previously reported procedures (Table 6). Thus, the present protocol using WEWFPA have some added advantages like higher catalytic activity, inexpensive, environmentally friendly in comparison to several of the other reported methods, evading the use of toxic transition metals, and avoiding use of toxic solvents.

Table 5. Synthesis of and physical data of tetrahydrobenzo[*b*] pyrans

Entry	Aldehyde	Products ^a	Time (min)	Yield ^b (%)	m.p. (°C)	
					Obs.	Rep.
1		 4a	5	92	151-153	153-155 ⁷⁴
2		 4b	5	87	183-185	185-187 ⁸³
3		 4c	5	89	258-260	261-263 ⁸³
4		 4d	5	88	236-238	239-241 ⁸⁴
5		 4e	4	86	203-205	201-203 ⁸⁴

Microwave-assisted one-pot synthesis of tetrahydrobenzo[*b*]pyrans

Table 5 continued..

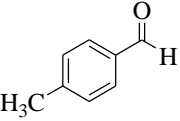
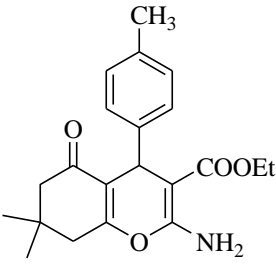
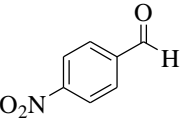
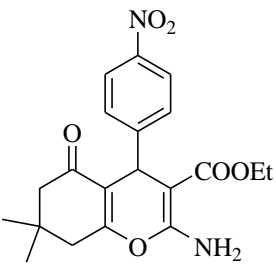
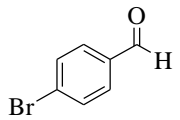
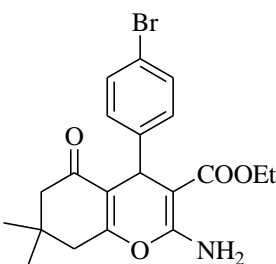
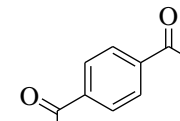
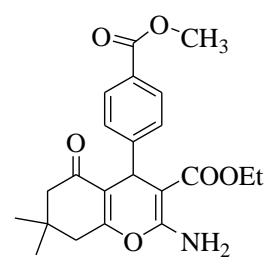
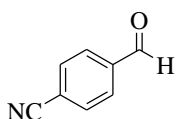
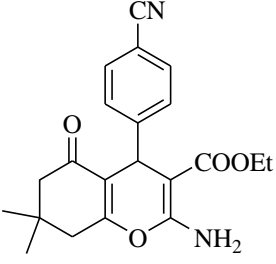
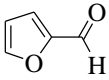
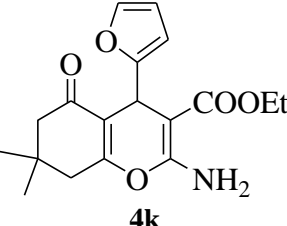
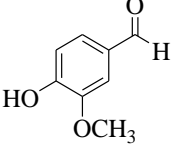
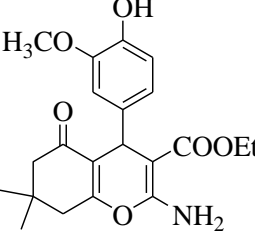
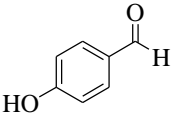
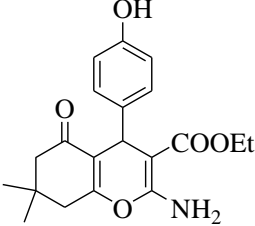
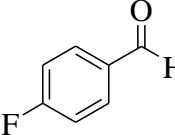
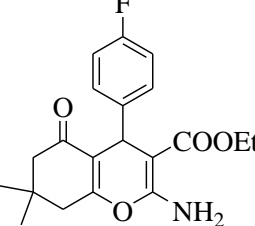
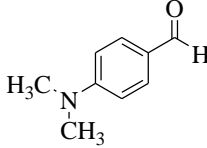
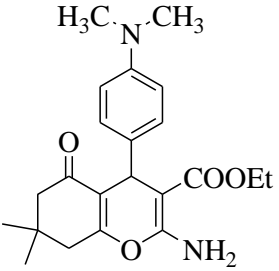
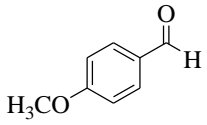
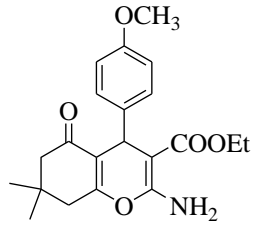
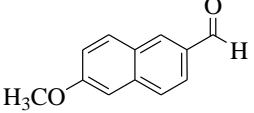
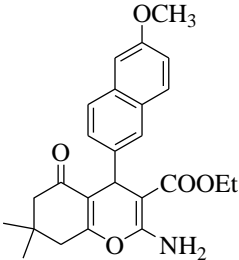
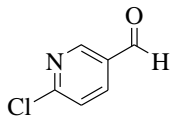
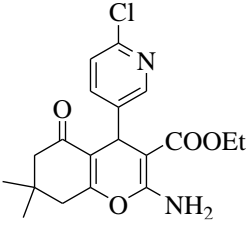
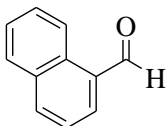
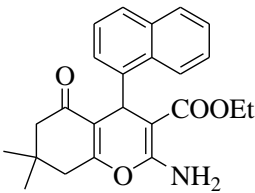
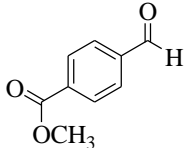
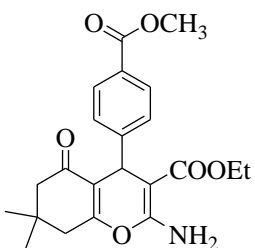
6			5	90	224-226	226-228 ⁸⁵
		4f				
7			4	87	182-184	180-182 ⁸³
		4g				
8			5	88	286-288	286-288 ⁸⁴
		4h				
9			4	85	228-230	130-232 ⁸³
		4i				
10			4	86	262-264	265-267 ⁸³
		4j				

Table 5 continued..

11		 4k	5	92	196-198	new
12		 4l	5	90	258-260	new
13		 4m	5	89	236-238	234-236 ⁸³
14		 4n	4	88	216-218	219-221 ⁸⁴
15		 4o	4	89	248-250	250-252 ⁸³

Microwave-assisted one-pot synthesis of tetrahydrobenzo[*b*]pyrans

Table 5 continued..

16			4	90	209-211	208-210 ⁸⁴
		4p				
17			5	90	289-291	New
		4q				
18			5	89	263-265	new
		4r				
19			5	90	249-251	New
		4s				
20			5	88	228-230	230-232 ⁸³
		4t				

^aAll the products were characterized by FT-IR, ¹H and ¹³C NMR, and LC-MS.

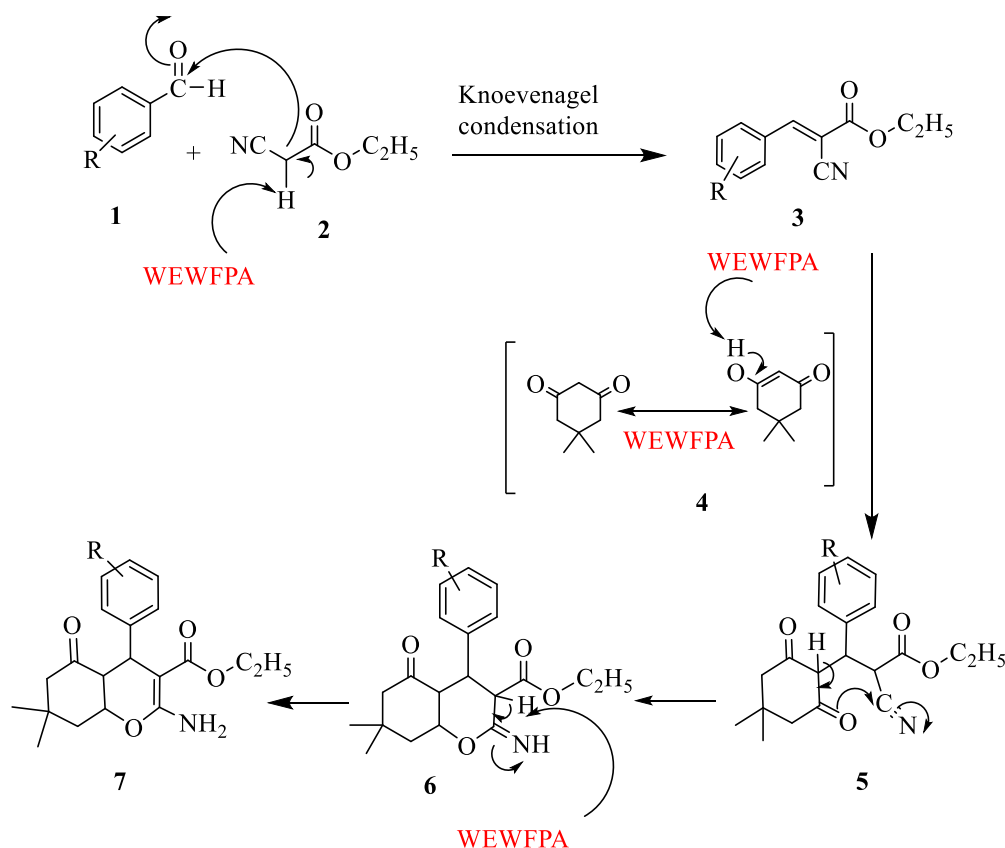
^bYields refer to the isolated yields.

Table 6. Comparison of the catalytic efficiency of WEWFPA with other reported methods

Entry	Catalyst	Solvent/ method	Condition	Time (min)	Yield ^b (%)
1	Alumina supported KF	EtOH	Reflux	120	92 ⁶⁸
2	Urea	Water- EtOH	r.t	7h	93 ⁶⁹
3	Nano- TiO ₂ /H ₁₄ [NaP ₅ W ₃₀ O ₁₁₀]	EtOH	US ^a 40°C	15	94 ⁷⁰
4	Borax	EtOH	Reflux	10	82 ⁷¹
7	Nano-ZnO	Water	Heat 80°C	30	95 ⁷²
5	Aminopropylated silica gel	Water	Heat 70°C	90	92 ⁷¹
6	NaBr	Neat	MWI	15	92 ⁷³
8	S-proline	H ₂ O	rt	2 hr	94 ⁷⁴
9	TMAH	H ₂ O	rt	2 hr	92 ⁷⁸
10	ZnO NPs	EtOH	reflux	10	89 ⁷⁶
11	PEG	H ₂ O	rt	45	94 ⁷⁹
12	PbO NPs	Neat, grinding	rt	20	91 ⁷⁷
13	NSB-DBU	H ₂ O	Heat 50°C	20	94 ⁷⁸
14	MNPs@Cu	Neat	Heat 90°C	25	94 ⁸⁰
15	WEWFPA	EtOH	MWI	5	[Present work]

^aUS = Ultrasound, ^bIsolated yields, MWI =Microwave irradiation

The probable mechanistic pathway for the agro-waste catalyzed synthesis of tetrahydrobenzo[*b*]pyran (**7**) is shown in Scheme 2. In the first step, the reaction proceeds *via* Knoevenagel condensation resulted in ethyl-2-cyano-3-phenylacrylate (**3**) by the reaction of benzaldehyde (**1**) with ethylcyanoacetate (**2**) in the presence of agro-waste solvent medium, this helps in withdrawing one of the active hydrogen from the active methylene site. The formed Knoevenagel product undergoes nucleophilic addition by enolizable dimedone (**4**) followed by intramolecular cyclization to produce the title compound **7**.⁶³ From our observation, the developed agro-waste solvent medium will be serving as a basic catalyst, and it stands as a better alternative to the reported methods, and it does not have any measurable adverse effect to environment and fall under the green chemistry protocol for the organic transformation.

Microwave-assisted one-pot synthesis of tetrahydrobenzo[*b*]pyrans

Scheme 2. A possible mechanism for the synthesis of product **7**

3.3. Studies of Electrochemical Behavior

We studied the electrochemical behavior of the prepared tetrahydrobenzo[*b*] pyrans by cyclic voltammetry experiments⁸¹ (Figure 4) using a CHI6005E Electrochemical Analyzer with general-purpose electrochemical system software. A three-electrode cell system was employed with the silver electrode (Ag/AgCl) as a reference, GC (Glassy Carbon) as a working electrode & a platinum wire as a counter electrode, and experiments were carried out in an inert atmosphere by purging nitrogen gas (99.99 % pure) for 20 min before every experiment to start. The electrochemical characterization was performed using 0.1mM of the complex TBAP with supporting electrolyte in DMSO. Inlaid glassy carbon (GC) disks of surface area 0.071 cm² are employed as electrodes in the electrochemical characterization. The GCEs are polished by polishing cloth (Buehler, Micro Cloth,) using sequentially 1.0 μm and 0.5 μm alumina in a water slurry. They were repeatedly washed with 1:1 HNO₃, acetone and water respectively, and subjected to ultrasonication for about 5 min alternatively in water and ethanol.⁸² Herein, we first carried out the electrochemical behavior study of the bare electrode, and the derivatives dissolved in water by neat sonication then 0.1 mM of TBAB in DMSO was added. The selected tetrahydrobenzo[*b*]pyrans derivatives are subjected to electrochemical behavior studies. The anodic peaks of these derivatives observed at almost 0.8 V are probably due to the oxidation of the amine groups present on these derivatives and showed both oxidation and reduction potential reactions. This study revealed that, compounds **4k**, **4p**, **4r** and **4s** are electrochemically active and exhibited intensive oxidation and reduction potential peaks, and act as a good oxidation and reducing properties. The derivatives **4a** and **4b** showed moderate oxidation and reduction potential values,

while these redox peaks were not observed in the spectra of bare GCE. The compound **4k** exhibits better anodic and cathodic peaks, because of the influence of the furan ring present on it.

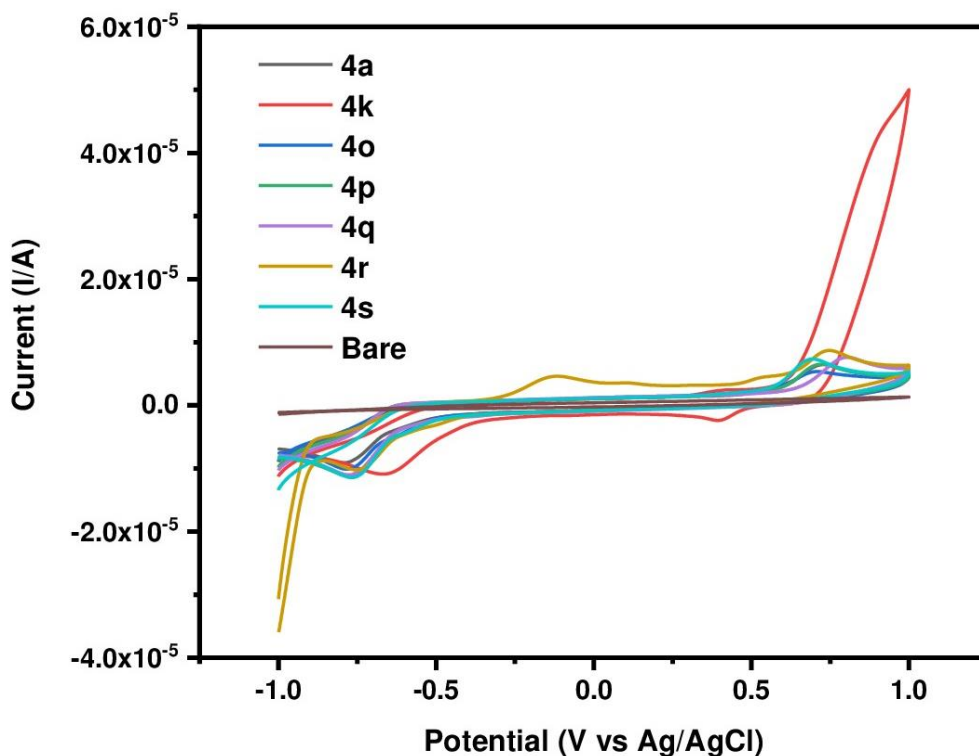


Figure 4. Electrochemical behavior of tetrahydrobenzo[*b*]pyran derivatives

4. Conclusion

Present work, we have demonstrated agro-waste WEWFPA catalysed one-pot synthesis of tetrahydrobenzo[*b*]pyrans derivatives by the reaction of aromatic aldehyde, dimedone and ethylcyanoacetate under MWI. The advantages of this procedure are the medium not required hazardous organic solvent, mild reaction condition, greener catalyst, inexpensive and simple. Further synthesized derivatives are subjected to CV behavior studies, and revealed that tetrahydro pyrans have a good oxidation and reduction behaviour properties, and may be acted as antioxidant agents. In the near future, the author group is extending the agro-waste catalytic medium to more bioactive and complex scaffolds drug molecule synthesis under green chemistry thematic.

Acknowledgment

The authors are thankful to the UGC for the award of Major Research Project {(UGC-MRP: F.43-181/2014 (SR))} and VGST, Govt. of Karnataka for SMYSR award to Dr. KK. The author is also acknowledging the Department of Science and Technology for the award of DST-FIST programme to the Department of Chemistry, RCUB.

Supporting Information

Supporting information accompanies this paper on <http://www.acgpubs.org/journal/organic-communications>



Krishnappa B Badiger: [0000-0001-5808-3273](https://orcid.org/0000-0001-5808-3273)

Lokesh Koodlur Sannegowda: [0000-0001-7682-8750](https://orcid.org/0000-0001-7682-8750)

Kantharaju Kamanna: [0000-0002-4696-5401](https://orcid.org/0000-0002-4696-5401)

References

- [1] Couladourous, E. A.; Strongilos, A. T. Generation of libraries of pharmacophoric structures with increased complexity and diversity by employing polymorphic scaffolds. *Angew. Chem. Int. Ed.* **2002**, *41*, 3677-3680.
- [2] Fang, X.; Liu, Y. C.; Li, C. 9-Phenyl-10-methylacridinium: A highly efficient and reusable organocatalyst for mild aromatization of 1,4-dihydropyridines by molecular oxygen. *J. Org. Chem.* **2007**, *72*, 8608-8610.
- [3] Morinaka, Y.; Takahashi, K. *Jpn. Patent*, **1977**, JP52017498.
- [4] Witte, E.C.; Neubert, P.; Roesch, A. 7-(Piperazinylpropoxy)-2H-1-benzopyran-2-ones. *Ger. Offen.* **1986**, DE3427985.
- [5] Hafez, E. A.; Elnagdi, M. H.; Elagamey, A. G.; El-Taweel, F. M. A. Nitriles in heterocyclic synthesis: novel synthesis of benzo[*c*]coumarin and of benzo[*c*]pyrano[3,2-*c*]quinoline derivatives. *Heterocycl.* **1987**, *26*, 903-907.
- [6] Kuthan, J. Pyrans, thiopyrans, and selenopyrans. *Adv. Heterocycl. Chem.* Academic Press, **1983**, *34*, 145-303.
- [7] Hatakeyama, S.; Ochi, N.; Numata, H.; Takano, S. A new route to substituted 3-methoxycarbonyldihydropyrans; enantioselective synthesis of (–)-methyl elenolate. *J. Chem. Soc. Chem. Commun.* **1988**, *17*, 1202-1204.
- [8] Zamocka, J.; Misikova, E.; Durinda, J. Influence of selected neurodepressing drugs on adenosine uptake and adenosine metabolism of endothelial cells. *Pharmazie.* **1991**, *46*, 610-611.
- [9] Wang, J. L.; Liu, D.; Zhang, Z.J.; Shan, S.; Han, X.; Srinivasula, S.M.; Croce, C.M.; Alnemri, E.S.; Huang, Z. Structure-based discovery of an organic compound that binds Bcl-2 protein and induces apoptosis of tumor cells. *Acad. Sci. U.S.A.* **2007**, *97*, 7124-7129.
- [10] El-Saghier, A. M. M.; Naili, M. B.; Rammash, B. K.; Saleh, N. A.; Kredan, K. M. Synthesis and antibacterial activity of some new fused chromenes. *Arkivoc* **2007**, *xvi*, 83-91.
- [11] Kumar, R. R.; Perumal, S.; Senthilkumar, P.; Yogeewari, P.; Sriram, D. An atom efficient, solvent-free, green synthesis and antimycobacterial evaluation of 2-amino-6-methyl-4-aryl-8-[(*E*)-arylmethylidene]-5,6,7,8-tetrahydro-4*H*-pyrano[3,2-*c*]pyridine-3-carbonitriles. *Bioorg. Med. Chem. Lett.* **2007**, *17*, 6459-6462.
- [12] Fairlamb, I. J. S.; Marrison, L. R.; Dickinson, J. M.; Lu, F.J.; Schmidt, J. P. 2-Pyrones possessing antimicrobial and cytotoxic activities, *Bioorg. Med. Chem.* **2004**, *12*, 4285-4299.
- [13] Aytemir, M. D.; Erol, D. D.; Hider, R. C. Synthesis and evaluation of antimicrobial activity of new 3-hydroxy-6-methyl-4-oxo-4*H*-pyran-2-carboxamide derivatives. *Turk. J. Chem.* **2003**, *27*, 757-764.
- [14] Kidwai, M.; Saxena, S.; Khan, M. K. R.; Thukral, S. S. Aqua mediated synthesis of substituted 2-amino-4*H*-chromenes and in vitro study as antibacterial agents. *Bioorg. Med. Chem. Lett.* **2005**, *15*, 4295-4298.
- [15] Suarez, M.; Salfran, E.; Verdecia, Y.; Ochoa, E.; Alba, L.; Martin, N.; Martinez, R.; Quinteiro, M.; Seoane, C.; Novoa, H.; Blaton, N.; Peeters, O. M.; De, R. C. X-ray and theoretical structural study of novel 5,6,7,8-tetrahydrobenzo-4*H*-pyrans. *Tetrahedron* **2002**, *58*, 953-960.
- [16] Hazeri, N.; Maghsodlou, M.T.; Mir, F.; Kangani, M.; Saravani, H.; Molashahi, E. An efficient one-pot three-component synthesis of tetrahydrobenzo[*b*]pyran and 3,4-dihydropyrano[*c*]chromene derivatives using starch solution as catalyst. *Chinese J. Catal.* **2014**, *35*, 391-395.
- [17] Samani, A.; Abdolmohammadi, S.; Otaredi-Kashani, A. A green synthesis of xanthenone derivatives in aqueous media using TiO₂-CNTs nanocomposite as an eco-friendly and reusable catalyst. *Comb. Chem. High Throughput Screen.* **2018**, *21*, 111-116.
- [18] Zindani, D.; Kumar, K. Graphene-based polymeric nano-composites: An introspection into unfunctionalization, processing techniques and biomedical applications. *Biointerface Res. Appl. Chem.* **2019**, *9*, 3926-3933.
- [19] Ulu, A.; Noma, S.A.A.; Koytepe, S.; Ates, B. Magnetic Fe₃O₄@ MCM-41 core-shell nanoparticles functionalized with thiol silane for efficient l-asparaginase immobilization. *Artif Cells Nano Biotech.* **2018**, *46*, 1035-1045.
- [20] Janvier, P.; Sun, X.; Bienayme, H.; Zhu, J. Ammonium chloride-promoted four-component synthesis of pyrrolo[3,4-*b*]pyridin-5-one. *J. Am. Chem. Soc.* **2002**, *124*, 2560-2567.

- [21] Climent, M. J.; Corma, A.; Iborra, S. Homogeneous and heterogeneous catalysts for multicomponent reactions. *RSC Adv.* **2012**, *2*, 16-58.
- [22] Zhang, S.; Lu, F.; Ma, X.; Yue, M.; Li, Y.; Liu, J.; You, J. Quaternary ammonium-functionalized MCM-48 mesoporous silica as a sorbent for the dispersive solid-phase extraction of endocrine disrupting compounds in water. *J. Chromatogr. A.* **2018**, *1557*, 1-8,
- [23] Zheng, X.; Wang, M.; Li, Q. Synthesis and luminescent properties of europium complexes covalently bonded to hybrid materials based on MCM-41 and poly (ionic liquids). *Materials (Basel)* **2018**, *11*, 677.
- [24] Esfahanizadeh, N.; Daneshparvar, P.; Takzaree, N.; Rezvan, M.; Daneshparvar, N. Histologic evaluation of the bone regeneration capacities of bio-oss and mineross X in rabbit calvarial defects. *Int. J. Periodont Rest.* **2019**, *39*, 219-227.
- [25] Dekamin, M.G.; Eslami, M. Highly efficient organocatalytic synthesis of diverse and densely functionalized 2-amino-3-cyano-4H-pyrans under mechanochemical ball milling. *Green. Chem.* **2014**, *16*, 4914-4921.
- [26] Hasaninejad, A.; Jafarpour, N.; Mohammadnejad, M. Synthesis of benzo[b]pyrane derivatives using supported potassium fluoride as an efficient and reusable catalytic system. *E-J. Chem.* **2012**, *9*, 2000-2005.
- [27] Niknam, K.; Borazjani, N.; Rashidian, R.; Jamali, A. Silica-bonded n-propylpiperazine sodium n-propionate as recyclable catalyst for synthesis of 4H-pyran derivatives. *Chinese J. Catal.* **2013**, *34*, 2245-2254.
- [28] Safaei-Ghomi, J.; Teymuri, R.; Shahbazi-Alavi, H.; Ziarati, A. SnCl₂/nano SiO₂: A green and reusable heterogeneous catalyst for the synthesis of polyfunctionalized 4H-pyrans. *Chinese Chem. Lett.* **2013**, *24*, 921-925.
- [29] Azarifar, D.; Khatami, S.-M.; Zolfigol, M.A.; Nejat-Yami, R. Nano-titania sulfuric acid-promoted synthesis of tetrahydrobenzo[b]pyran and 1,4-dihydropyrano[2,3-c]pyrazole derivatives under ultrasound irradiation. *J. Iran Chem. Soc.* **2013**, *11*, 1223-1230.
- [30] Azarifar, D.; Khatami, S.-M.; Nejat-Yami, R. Nano-titania-supported preyssler-type heteropolyacid: An efficient and reusable catalyst in ultrasound-promoted synthesis of 4H-chromenes and 4H-pyrano[2,3-c]pyrazoles. *J. Chem. Sci.* **2014**, *126*, 95-101.
- [31] Hosseini-Sarvari, M.; Shafiee-Haghighi, S. Nano-ZnO as heterogeneous catalyst for three-component one-pot synthesis of tetrahydrobenzo[b]pyrans in water. *Chem. Heterocycl. Commun.* **2012**, *48*, 1307-1313.
- [32] Zolfigol, M.A.; Bahrami-Nejad, N.; Afsharnadery, F.; Bagheri, S. 1-Methylimidazolium tricyanomethanide {[HMIM]C(CN)₃} as a nanostructure and reusable molten salt catalyst for the synthesis of tetrahydrobenzo[b]pyrans via tandem knoevenagel-michael cyclocondensation and 3,4-dihydropyrano[c]chromene derivatives. *J. Mol. Liq.* **2016**, *221*, 851-859.
- [33] Khaksar, S.; Rouhollahpour, A.; Talesh, S.M. A facile and efficient synthesis of 2-amino-3-cyano-4H-chromenes and tetrahydrobenzo[b]pyrans using 2,2,2-trifluoroethanol as a metal-free and reusable medium. *J. Fluor. Chem.* **2012**, *141*, 11-15.
- [34] Guo, R.Y.; An, Z.M.; Mo, L.P.; Wang, R.Z.; Liu, H.X.; Wang, S.X.; Zhang, Z.H. Meglumine: A novel and efficient catalyst for one-pot, three-component combinatorial synthesis of functionalized 2-amino-4H-pyrans. *ACS Comb. Sci.* **2013**, *15*, 557-563.
- [35] Khoobi, M.; Ma'mani, L.; Rezazadeh, F.; Zareie, Z.; Foroumadi, A.; Ramazani, A.; Shafiee, A. One-pot synthesis of 4H-benzo[b]pyrans and dihydropyrano[c]chromenes using inorganic-organic hybrid magnetic nano-catalyst in water. *J Mol. Catal. A Chem.* **2012**, *359*, 74-80.
- [36] Baghbanian, S.M.; Rezaei, N.; Tashakkorian, H. Nanozeolite clinoptilolite as a highly efficient heterogeneous catalyst for the synthesis of various 2-amino-4H-chromene derivatives in aqueous media. *Green Chem.* **2013**, *15*, 3446-3458.
- [37] Esmaeilpour, M.; Javidi, J.; Dehghani, F.; Nowroozi Dodeji, F. A green one-pot three-component synthesis of tetrahydrobenzo[b]pyran and 3,4-dihydropyrano[c]chromene derivatives using a Fe₃O₄@SiO₂-imid-PMA magnetic nano-catalyst under ultrasonic irradiation or reflux conditions. *RSC Adv.* **2015**, *5*, 26625-26633.
- [38] Joshi, V.M.; Magar, R.L.; Throat, P.B.; Tekale, S.U.; Patil, B.R.; Kale, M.P.; Pawar, R.P. Novel one-pot synthesis of 4H-chromene derivatives using amino functionalized silica gel catalyst. *Chinese Chem. Lett.* **2014**, *25*, 455-458.
- [39] Dekamin, M.G.; Eslami, M.; Maleki, A. Potassium phthalimide-N-oxyl: a novel, efficient, and simple organocatalyst for the one-pot three-component synthesis of various 2-amino-4H-chromene derivatives in water. *Tetrahedron* **2013**, *69*, 1074-1085.
- [40] Kappe, C. O.; My Twenty Years in Microwave Chemistry: From Kitchen Ovens to Microwaves that aren't Microwaves. *Chem. Rec.* **2018**, *18*, 1-26.
- [41] Jensen, W. B. The origin of the bunsen burner. *J.Chem. Educ.* **2005**, *82*, 518.
- [42] Dhiman, A. *Janani Int. Ayu. Med. J.* **2017**, *5*, 443-446.
- [43] Nain, S.; Singh, R.; Ravichandran, S. Importance of microwave heating in organic synthesis. *Adv. J. Chem.* **2019**, *2*, 94-104.

Microwave-assisted one-pot synthesis of tetrahydrobenzo[*b*]pyrans

- [44] Kappe, O. C. Controlled microwave heating in modern organic synthesis. *Angew. Chem. Int. Edu.* **2004**, *43*, 6250-6284.
- [45] Kalla, A. M.; Asian, D. R.; Microwave energy and its application in food industry: A review. *J. Dairy & Food Res.* **2017**, *36*, 37-44.
- [46] Ohlsson, T. Microwave technology and foods. *Adv. Food Nut. Res.* **2001**, *43*, 65-140.
- [47] Kantharaju, K.; B. H. Prashant, A green catalytic system for the knoevenagel condensation using WEPBA. *Int. J. Eng. Tech. Sci. Res.* **2017**, *4*, 807-813.
- [48] Suresh, S. P.; Swati, D. J.; Deshmukh, M. B. Eco-friendly and economic method for knoevenagel condensation by employing natural catalyst. *Int. J. Chem.*, **2013**, *52B*, 1172-1175.
- [49] Khatavi, S. Y.; Kantharaju, K. Facile and greener method synthesis of pyrano[2,3-*d*]pyrimidine-2,4,7-triones: Electrochemical and biological activity evaluation studies. *J. Mol. Str.* **2021**.
- [50] Badiger, K. B.; Kantharaju, K. Knoevenagel condensation reaction catalysed by agro-waste extract as a greener solvent catalyst. *Org. Commun.* **2021**, *14*, 81-91.
- [51] W. Leitner, Green Solvents—Progress in Science and Application. *Green Chemistry*, **2009**, *11*, 603-603.
- [52] E. Saikia, S. J. Bora, and B. Chetia, H₂O₂ in WERSA: An efficient green protocol for ipso-hydroxylation of aryl/heteroarylboronic acid. *RSC Adv.* **2015**, *5*, 102723-102726.
- [53] Saikia, B.; Borah, P. A New avenue to the dakin reaction in H₂O₂-WERSA. *Roy. Soc.chem. adv.* **2015**, *5*, 105583-105586.
- [54] Sarmah, M.; Mondal, M.; Bora, U. Agro-waste extract based solvents: emergence of novel green solvent for the design of sustainable processes in catalysis and organic chemistry. *Chem. Select.* **2017**, *2*, 5180-5188.
- [55] Dewan, A.; Sarmah, M.; Bora, U. A.; Thakur, J. In situ generation of palladium nanoparticles using agro-waste and their use as catalyst for copper-amine and ligand-free sonogashira reaction. *Appl. Organomet. Chem.* **2017**, *31*, e3646.
- [56] Sarmah, M. A.; M. Dewan,; Mondal, A. Thakur, J. U. Bora. Analysis of the water extract of waste papaya bark ash and its implications as an in situ base in the ligand-free recyclable suzuki-miyaura coupling reaction. *Roy. Soc. Chem. Adv.* **2016**, *6*, 28981-28985
- [57] Kantharaju, K.; Hiremath, P. B. One-Pot, Green approach synthesis of 2-aryl substituted benzimidazole derivatives catalyzed by water extract of papaya bark ash. *Asian. J. Chem.* **2018**, *30*, 1634-1638.
- [58] Kantharaju, K.; Hiremath, P. B. A green catalytic system for the Knoevenagel condensation using WEPBA. *Int. J. Eng. Tech. Sci. Res.* **2017**, *4*, 807-813.
- [59] Konwar, M.; Ali, A. A.; Sarma, D. A green protocol for peptide bond formation in WEB. *Tetrahedron Lett.* **2016**, *57*, 2283-2285.
- [60] Leitemberger, A. L.; Bohs, M. C.; Rosa, C. H.; Silva, C. D.; Galetto, F. Z.; Godoi, M. Synthesis of symmetrical diorganyl disulfides employing WEB as an ecofriendly oxidative system. *Chem. Select.* **2019**, *4*, 7686-7690.
- [61] Saikia, B. WEB (Water Extract of Banana) in azidation reaction: an efficient protocol for the synthesis of aryl azides. *Lett. Org. Chem.* **2018**, *15*, 503-507.
- [62] Surneni, N.; Barua, N. C.; B. Saikia. Application of natural feedstock extract: the Henry reaction. *Tetrahedron Lett.* **2016**, *57*, 2814-2817.
- [63] Chia, P. W.; Lim, B. S.; Yong, F. S. J.; Poh, S. C.; Kan, S. Y. An efficient synthesis of bisenols in water extract of waste onion peel ash. *Env. Chem. Lett.* **2018**, *16*, 1493-1499.
- [64] Shinde, S.; Damate, S.; Morbale S.; Patil, M.; Patil, S. S. Aegle marmelos in heterocyclization: greener, highly efficient, one-pot three-component protocol for the synthesis of highly functionalized 4*H*-benzochromenes and 4*H*-chromenes. *RSC Adv.* **2017**, *7*, 7315-7328.
- [65] Sarmah, M.; Dewan, A.; Thakur, A. J., Bora, U. Extraction of base from eichhornia crassipes and its implication in palladium-catalyzed suzuki cross-coupling reaction. *Chem. Select.* **2017**, *2*, 7091-7095.
- [66] Hiremath, P. B.; Kantharaju, K.; An efficient and facile synthesis of 2-amino-4*H*-pyrans & tetrahydrobenzo[*b*]pyrans catalysed by WEMFSA at room temperature. *Chem. Select.* **2020**, *5*, 1896-1906.
- [67] Hiremath, P. B., Kantharaju, K. A microwave accelerated sustainable approach for the synthesis of 2-Amino-4*H*-chromenes catalysed by WEPPA: A green strategy. *Curr. Micro. Chem.* **2019**, *6*, 30-43.
- [68] Kantharaju, K.; Hiremath, P. B. Application of novel, efficient and agro-waste sourced catalyst for knoevenagel condensation reaction. *Ind. J Chem. Sect. B.* **2020**, *59B*, 258-270.
- [69] K. Laskar, P. Bhattacharjee, M. Gohain, D. Deka, U. Bora. Application of bio-based green heterogeneous catalyst for the synthesis of arylidinemalononitriles. *Sust. Chem.Pharm.* **2019**, *14*, 100181.
- [70] Gohain, M.; Laskar, K.; Phukon, H.; Bora, U.; Kalita, D.; Deka, D. Towards sustainable biodiesel and chemical production: multifunctional use of heterogeneous catalyst from littered tectona grandis leaves. *Waste Manag. (New York, N.Y)* **2020**, *102*, 212-221.

- [71] Gohain, M.; Laskar, K.; A. Paul, K.; Daimary, N.; Maharana, M.; Goswami I. K.; Hazarika, A.; Bora, U. Deka, D. Carica papaya stem: A source of versatile heterogeneous catalyst for biodiesel production and C-C bond formation. *Renew. Energ.* **2020**, *147*, 541-555.
- [72] Hiremath, P. B.; Kantharaju, K.; Pattanashetty, S. H. Microwave-assisted synthesis of 4-benzylidene-2-(2-fluorophenyl) oxazol-5(4H)-one derivatives catalysed by egg shell powder and evaluation of their anti-microbial activity. Conference on drug design and discovery technologies. *Roy. Soc. Chem.* **2019**, 355.
- [73] Hanan, M.A. A. S.; Abdelrahman, R. A. Utilization of watermelon rinds and sharlyn melon peels as a natural source of dietary fiber and antioxidants in cake. *Ann. Agric. Sci.* **2013**, *58*, 83-95
- [74] Mandlenkosi, R. K.; Surya N.; Suresh M.; Sreekantha, B.; Jonnalagadda, A facile and one-pot synthesis of new tetrahydrobenzo[b]pyrans in water under microwave irradiation, Khumalo, *BMC Chem.* **2019**, *13*, 132
- [75] Hasaninejad, A.; Jafarpour, N.; Mohammadnejad, M. Synthesis of benzo[b]pyrane derivatives using supported potassium fluoride as an efficient and reusable catalytic system. *J. Chem.* **2012**, *9*, 2000-2005.
- [76] Brahmachari, G.; Banerjee, B. Facile and one-pot access to diverse and densely functionalized 2-amino-3-cyano-4H-pyrans and pyran-annulated heterocyclic scaffolds via an eco-friendly multicomponent reaction at room temperature using urea as a novel organo-catalyst. *ACS Sustain. Chem. Eng.* **2013**, *2*, 411-422.
- [77] Azarifar, D.; Khatami, S.-M.; Nejat-Yami, R. Nano-titania-supported Preyssler-type heteropolyacid: an efficient and reusable catalyst in ultrasound-promoted synthesis of 4H-chromenes and 4H-pyrano[2,3-c]pyrazoles. *J Chem. Sci.* **2014**, *126*, 95-101.
- [78] Joshi, V.M.; Magar, R.L.; Throat, P.B.; Tekale, S.U.; Patil, B.R.; Kale, M.P.; Pawar, R.P. Novel one-pot synthesis of 4H-chromene derivatives using amino functionalized silica gel catalyst. *Chin. Chem. Lett.* **2014**, *25*, 455-458.
- [79] Hosseini-Sarvari, M.; Shafiee-Haghighi, S. Nano-ZnO as heterogeneous catalyst for three-component one-pot synthesis of tetrahydrobenzo[b]pyrans in water. *Chem. Heterocycl. Comp.* **2012**, *48*, 1307-1313.
- [80] Ipsita, D. Pulak, B.; Sodium bromide catalyzed one-pot synthesis of tetrahydrobenzo[b]pyrans via a three-component cyclocondensation under microwave irradiation and solvent-free conditions. *Tetrahedron Lett.* **2004**, *45*. 8625-8627.
- [81] Joshi, P. S.; Sutrave, D. S. *Int. J. Chem. Tech. Res.* **2018**, *11*, 77-88.
- [82] Elgrishi, N.; Rountree, K. J.; McCarthy, B. D.; Rountree, E. S.; Eisenhart, T. T.; Dempsey, J. L. A practical beginner's guide to cyclic voltammetry. *J. Chem. Edu.* **2018**, *95*, 197-206.
- [83] Ali, A. M.; Mohammad, R. A.; Armin, H. Synthesis of tetrahydrobenzo[b]pyran under catalysis of NH₄Al(SO₄)₂.12H₂O (Alum). *Arab. J. Chem.* **2013**.
- [84] Liangce, R.; Xiaoyue, L.; Haiying W.; Daqing S.; Shujiang, T.; Qiya Z. Efficient synthesis of tetrahydrobenzo[b]pyrans under solvent-free conditions at room temperature, *Synth. Comm.* **2006**, *36*, 2363-2369.

ACG
publications

© 2022 ACG Publications