







Water extract of onion: chemoselective synthesis of 2-substituted benzimidazole derivatives

Ayyavu Boomathi , Kaliyan Prabakaran , Govindaraj Mahalakshmi ,
Selvaraj Loganathan , Eswaran Rajendran 
and Muthu Seenivasa Perumal *

Department of Chemistry, The Gandhigram Rural Institute-Deemed to be University, Gandhigram,
Dindigul district, Tamilnadu-624 302, India

(Received May 18, 2023; Revised September 29, 2023; Accepted October 22, 2023)

Abstract: A facile, efficient, green synthetic route was developed for the selective synthesis of 2-substituted benzimidazole derivatives via the reaction of 1,2-diamines with aromatic, aliphatic and hetero aromatic nitroalkenes in the presence of an onion extract as a green catalyst. In this reaction, fifteen 2-substituted benzimidazole derivatives were obtained in good to excellent yields (80-95%). The method presented here offers several benefits, including minimal energy usage, cheap, nontoxic catalyst, simple workup procedure and without column purification. The usage of onion extract creates this approach is environmentally friendly and makes a significant addition to the currently available techniques for the creation of 2-substituted benzimidazoles. Further, the scope and constraints were also investigated, and a conceivable reaction mechanism was put forth.

Keywords: Chemoselectivity; water extract of onion; green catalyst; 2-substituted benzimidazoles; 1,2-Diamines.
©2023 ACG Publication. All right reserved.

1. Introduction

Benzimidazoles are important classes of heterocyclic compounds and have been widely used as a key intermediate to build a variety of pharmaceutical agents¹⁻⁸ and functional materials.⁹⁻¹³ Its analogs have demonstrated outstanding biological properties, including antioxidant,¹⁴ antiviral,^{15,16} anti-inflammatory,^{17,18} antimicrobial¹⁹⁻²¹ and anticancer²²⁻²⁴ activities. In addition, several of its derivatives act as therapeutic agents, including PPI (proton pump inhibitors),²⁵ antidiabetics^{26,27} and level modulators²⁸ (Figure 1). Because of their extensive utility and growing importance, several useful methods have been developed to assemble these heterocycles. A traditional method for creating benzimidazole is the condensation of carboxylic acid with aryl-1,2-diamine **1** under very acidic conditions.²⁹⁻³¹ Another well-known method to synthesize benzimidazole includes the condensation of 1,2-phenylenediamine **1** and aldehyde or alcohol with different oxidizing agents.³²⁻³⁶ Also, many other diverse catalytic methodologies have been reported to prepare benzimidazoles.³⁷⁻⁴⁴ Unfortunately, many of these methods suffer limitations such as expensive catalysts, toxic solvents and some metal based Lewis acids that are hazardous to the environment. In addition, these approaches provide a mixture of 2-substituted and 1,2-disubstituted benzimidazoles due to non-regioselective amino groups of 1,2-phenylenediamine.

*Corresponding author: E-Mail: mspchem99@gmail.com Phone: + 91 9715145939.

Water extract of onion: chemoselective synthesis

Among these, 2-substituted products are found to be valuable building blocks for numerous pharmaceutical applications. Hence, developing a highly discerning, mild and environmentally benign synthetic procedure is still required to synthesize these important classes of heterocyclic compounds. Therefore, we describe a selective synthesis of 2-substituted benzimidazoles **3a-o** employing aqueous onion extract as a green catalyst with mild conditions.

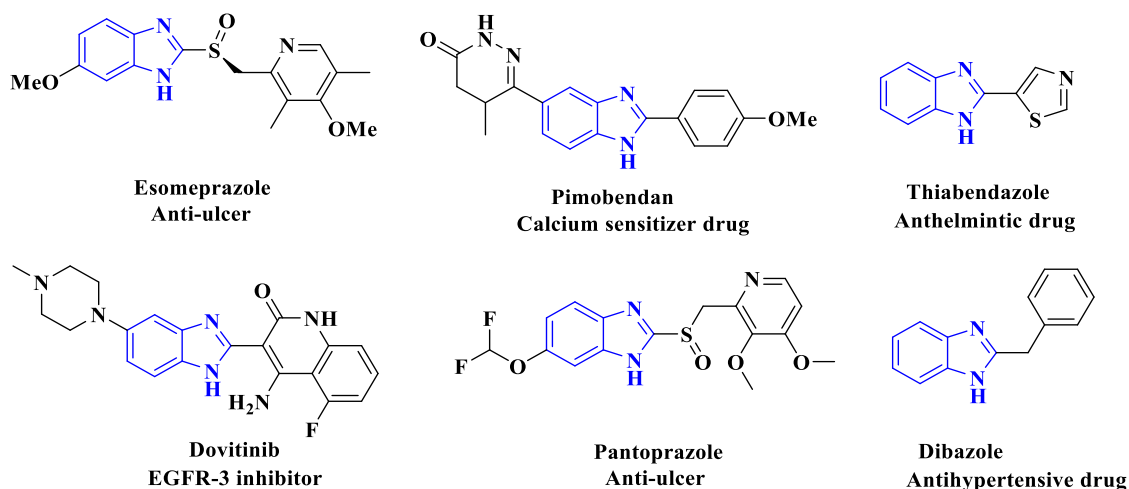
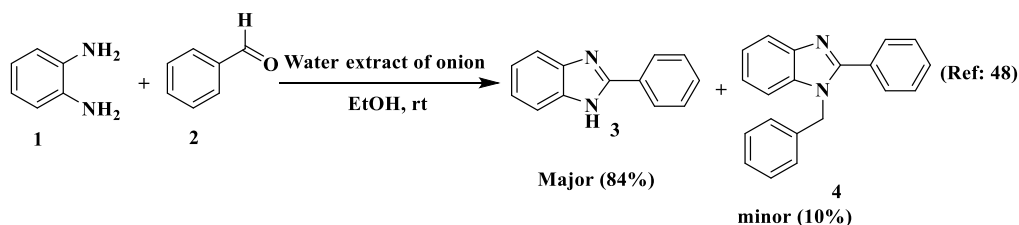
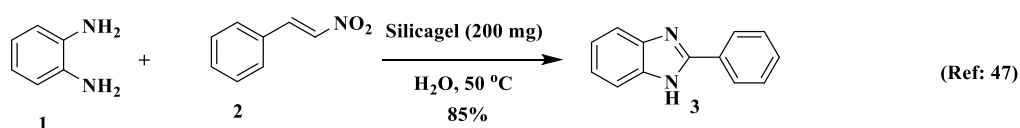


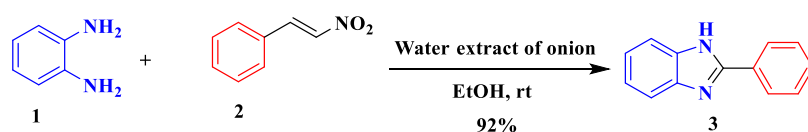
Figure 1. Therapeutic agents having 2-substituted benzimidazole moieties

Aqueous extract of onion, a mild acidic, inexpensive, nontoxic and readily available, can function as a catalyst in the condensation processes.^{45,46} The use of onion extract catalyst instead of metal-based catalysts has several benefits, including the simplicity of product separation and the use of an ecologically benign alternative. To the best of our knowledge, very few reports are accessible for the selective production of 2-substituted benzimidazole derivatives **3** with 1,2-diamine and β -nitrostyrene (Scheme 1). For example, Qi and coworkers⁴⁷ reported the synthesis of 2-substituted benzimidazoles from 1,2-diamine **1** and β -nitrostyrene with 200 mg of silicagel in water at 50 °C.

Previous works



Present work



Scheme 1. Synthesis of 2-substituted benzimidazole derivatives

Recently, we established an affordable, environmentally friendly method for the selective synthesis of 2-substituted and 1,2-disubstituted benzimidazoles⁴⁸ using *o*-phenylenediamine and an aldehyde with onion extract as a catalyst. During this experiment, we discovered that the reaction produced selectively 2-substituted benzimidazoles **3** when β -nitrostyrene was used instead of aldehyde. Therefore, we describe a green procedure for the selective production of 2-substituted benzimidazole derivatives **3a-o** by employing onion extract as a green catalyst under mild conditions in our present work.

2. Experimental

2.1. General

¹H NMR (400 MHz) and ¹³C NMR (100 MHz) data were collected using BRUKER (400 MHz)-FT-NMR spectrometer using DMSO-*d*₆ and CDCl₃ as a solvent where TMS was used as an internal standard (chemical shift in δ ppm). The chemical shifts are stated in the downfield from the signal of internal TMS. The FT-IR spectral data were collected on JASCO FT-IR spectrophotometer model 400 plus using KBr pellets. Uncorrected melting points were found using a capillary melting point apparatus obtained from Guna Enterprises, India. TLC experiments were performed on glass plates (2.5×7.5 cm) coated with 250 μ m Merck GF₂₅₄ silica gel. The spots were envisaged on exposure to iodine vapor or UV light. Column chromatography was performed using CDH silica gel (60-120 mesh). Anisaldehyde, *o*-nitrobenzaldehyde, benzaldehyde, *p*-methylbenzaldehyde and cyclohexanecarboxaldehyde were purchased from SRL, India. *p*-hydroxybenzaldehyde, *p*-cyanobenzaldehyde, thiophene-2-carboxaldehyde, furfural and methyl-4-formylbenzoate were supplied by Sigma Aldrich. *p*-bromobenzaldehyde and *N,N*-dimethylaminobenzaldehyde were obtained from CDH. The solvent ethanol was purified using dry distillation method and obtained from Changshu Yangquan Chemicals, China.

2.2. Preparation of Water Extract of Onion

The required onion extract was prepared as follows: Two gram of cut pieces of onion were taken into a 100 mL clean beaker. To this 10 mL of Milli-Q water was added and stirred for half an hour. The stirred suspension was allowed to stand for 10 min. followed by filtration. The filtrate was used as a catalyst and stored in the refrigerator. The strength of the onion extract is 0.0034 N, which is determined by using acid-base titrations and the pH of the catalyst is 3.6. The strength and pH of the catalyst were examined periodically over the month and found to be consistent.

2.3. General procedure for the synthesis of 2-substituted benzimidazole

A stirred mixture of 1,2-phenylenediamine **1** (1 mmol, 0.108 g) in ethanol (5 mL) and water extract of onion (1 mL) at room temperature was added nitro alkene **2** (1 mmol), dissolved in 5 mL of ethanol. The mixture was stirred at room temperature for 24 h. Once all of the initial ingredients have been converted completely, as determined by TLC, the solvent was evaporated under vacuum. Water (5 mL) was added to this residue and organic phase was extracted with ethyl acetate (2×10 mL). The combined organic phase was washed with water and brine (5 mL each), dried over Na₂SO₄, filtered, and evaporated to give 2-substituted benzimidazole **3**.

2.3. Spectral Data for Synthesized Compounds

4-(1*H*-benzo[*d*]imidazole-2-yl) phenol (**3a**): Yield: 0.200 g; 95%; Pale yellow solid; Mp: 246-248 °C (lit.⁴⁷ Mp: 249- 252 °C); IR (KBr): 3253, 3053, 1609, 1501, 1470, 1273, 836, 735 cm⁻¹; ¹H NMR (400 MHz, DMSO-*d*₆): δ 12.64 (s, 1H, -NH), 9.97 (s, 1H, -OH), 8.01 (d, 2H, *J* = 8.4 Hz, Ar-H), 7.58-7.51 (m, 2H, -Ar-H), 7.18-7.13 (m, 2H, -Ar-H), 6.92 (d, 2H, *J* = 8.4 Hz, -Ar-H); ¹³C NMR (100 MHz, DMSO-*d*₆):⁴⁹ δ 159.59, 152.25, 128.62, 122.08, 121.59, 116.16.

2-(4-methoxyphenyl)1*H*-benzo[*d*]imidazole (**3b**): Yield: 0.192 g; 85%; Pale brown solid; Mp: 220-223 °C (lit.³⁷ 222- 225 °C); IR (KBr): 3053, 3005, 2835, 1610, 1498, 1433, 1251, 1177, 1032, 963, 844,

Water extract of onion: chemoselective synthesis

744 cm^{-1} ; ^1H NMR (400 MHz, $\text{DMSO-}d_6$): δ 12.73 (s, 1H, -NH), 8.12 (d, 2H, $J = 8.80$ Hz, -Ar-H), 7.59-7.53 (m, 2H, -Ar-H), 7.20-7.12 (m, 2H, -Ar-H), 7.11 (d, 2H, $J = 8.8$ Hz, -Ar-H), 3.84 (s, 3H, OMe); ^{13}C NMR (100 MHz, $\text{DMSO-}d_6$):⁵⁰ δ 161.07, 151.81, 128.47, 123.15, 122.24, 121.55, 114.84, 55.80; MS (m/z): 225.1024 $[\text{M}+1]^+$.

2-(*p*-tolyl)-1*H*-benzo[*d*]imidazole (**3c**): Yield: 0.175 g; 84%; White solid; Mp: 277-279 °C (lit.³⁸ Mp: 275-277 °C); IR (KBr): 3762, 3053, 2882, 1607, 1498, 1429, 1273, 1110, 819, 738 cm^{-1} ; ^1H NMR (400 MHz, $\text{DMSO-}d_6$): δ 12.82 (s, 1H, -NH), 8.06 (d, 2H, $J = 7.6$ Hz, Ar-H), 7.64 (d, 1H, $J = 6.4$ Hz, -Ar-H), 7.51 (d, 1H, $J = 6.4$ Hz, -Ar-H), 7.36 (d, 2H, $J = 8.0$ Hz, -Ar-H), 7.20-7.19 (m, 2H, -Ar-H), 2.38 (s, 3H, Me); ^{13}C NMR (100 MHz, $\text{DMSO-}d_6$):⁵¹ δ 151.84, 140.05, 129.99, 127.89, 126.85, 122.42, 21.44; MS (m/z): 209.1077 $[\text{M}+1]^+$.

2-phenyl-1*H*-benzo[*d*]imidazole (**3d**): Yield: 0.179 g; 92%; Brown solid; Mp: 283-284 °C (lit.⁴⁷ Mp: 283- 285 °C); IR (KBr): 3046, 2623, 1677, 1546, 1405, 1310, 1271, 1113, 965, 738 cm^{-1} ; ^1H NMR (400 MHz, $\text{DMSO-}d_6$): δ 13.00 (s, 1H, -NH), 8.21 (d, 2H, $J = 8.0$ Hz -Ar-H), 7.76-7.46 (m, 5H, -Ar-H), 7.21 (d, 2H, $J = 8.0$ Hz -Ar-H); ^{13}C NMR (100 MHz, $\text{DMSO-}d_6$):⁵² δ 151.75, 143.99, 135.42, 130.47, 130.40, 129.46, 126.92, 122.93, 119.28, 111.88; MS (m/z): 195.0913 $[\text{M}+1]^+$.

2-(4-nitrophenyl)-1*H*-benzo[*d*]imidazole (**3e**): Yield: 0.213 g; 89%; Yellow solid; Mp: 308-310 °C (lit.³⁷ Mp: 311-312 °C); IR (KBr): 3430, 3034, 2912, 1603, 1514, 1433, 1340, 1278, 1101, 855, 747 cm^{-1} ; ^1H NMR (400 MHz, $\text{DMSO-}d_6$): δ 13.28 (s, 1H, -NH), 8.40 (m, 4H, -Ar-H), 7.80-7.66 (m, 1H, -Ar-H), 7.65-7.40 (m, 1H, -Ar-H), 7.30-7.08 (m, 2H, -Ar-H); ^{13}C NMR (100 MHz, $\text{DMSO-}d_6$):⁵³ δ 149.48, 148.30, 144.30, 136.51, 135.70, 127.88, 124.80, 124.08, 122.81, 119.93, 112.29; MS (m/z): 240.0772 $[\text{M}+1]^+$.

2-(2-nitrophenyl)-1*H*-benzo[*d*]imidazole (**3f**): Yield: 0.201 g; 84%; Brown solid; Mp: 261-264 °C (lit.⁵⁴ Mp: 264- 265 °C); IR (KBr): 3079, 2920, 1616, 1525, 1413, 1345, 1127, 858, 744, 683 cm^{-1} ; ^1H NMR (400 MHz, $\text{DMSO-}d_6$): δ 13.06 (s, 1H, -NH), 8.04 (d, 1H, $J = 7.6$ Hz, -Ar-H), 7.98 (d, 1H, $J = 7.6$ Hz, -Ar-H), 7.87 (t, 1H, $J = 7.6$ Hz, -Ar-H), 7.76 (t, 1H, $J = 7.6$ Hz, -Ar-H), 7.67 (d, 1H, $J = 7.6$ Hz, -Ar-H), 7.57 (d, 1H, $J = 7.6$ Hz, -Ar-H), 7.33-7.18 (m, 2H); ^{13}C NMR (100 MHz, $\text{DMSO-}d_6$):⁵⁵ δ 149.40, 147.83, 144.04, 135.08, 133.17, 131.42, 131.37, 124.78, 124.74, 123.56, 122.44, 119.68, 112.18; MS (m/z): 240.0763 $[\text{M}+1]^+$.

2-(3-nitrophenyl)-1*H*-benzo[*d*]imidazole (**3g**): Yield: 0.208 g; 87%; Brown solid; Mp: 288-290 °C; IR (KBr): 3459, 1684, 1623, 1589, 1519, 1476, 1455, 1348, 1274, 975, 810, 742 cm^{-1} ; ^1H NMR (400 MHz, $\text{DMSO-}d_6$): δ 13.29 (s, 1H, -NH), 9.01 (s, 1H, -Ar-H), 8.61 (d, 1H, $J = 7.2$ Hz, -Ar-H), 8.33 (d, 1H, $J = 7.6$ Hz, -Ar-H), 7.85 (t, 1H, $J = 8.0$ Hz, -Ar-H), 7.68-7.52 (m, 2H, -Ar-H), 7.26 (s, 2H, -Ar-H); ^{13}C NMR (100 MHz, $\text{DMSO-}d_6$):⁵⁶ δ 149.50, 148.78, 132.91, 132.14, 131.09, 124.63, 123.18, 121.27.

2-(4-bromophenyl)-1*H*-benzo[*d*]imidazole (**3h**): Yield: 0.224 g; 82%; Dark brown solid; Mp: 291-294 °C (lit.⁵⁷ Mp: 294- 296 °C); IR (KBr): 3052, 2992, 1591, 1424, 1316, 1269, 1111, 1008, 822, 751 cm^{-1} ; ^1H NMR (400 MHz, $\text{DMSO-}d_6$): δ 13.0 (s, 1H, -NH), 8.12 (d, 2H, $J = 7.2$ Hz, -Ar-H), 7.77 (d, 2H, $J = 7.2$ Hz, -Ar-H), 7.74-7.62 (m, 1H, -Ar-H), 7.60-7.40 (m, 1H, -Ar-H), 7.28-7.12 (m, 2H, -Ar-H); ^{13}C NMR (100 MHz, $\text{DMSO-}d_6$):⁴⁸ δ 150.6, 144.2, 135.5, 132.4, 129.8, 128.8, 123.7, 123.2, 119.4, 111.8.

4-(1*H*-benzo[*d*]imidazole-2-yl)benzotrile (**3i**): Yield: 0.198 g; 90%; Pale yellow solid; Mp: 234-235 °C; IR (KBr): 3426, 2918, 1696, 1618, 1429, 1270, 963, 820, 751 cm^{-1} ; ^1H NMR (400 MHz, $\text{DMSO-}d_6$): δ 13.21 (s, 1H, -NH), 8.34 (d, 2H, $J = 8.0$ Hz, -Ar-H), 8.04 (d, 2H, $J = 8.4$ Hz, -Ar-H), 7.80-7.64 (m, 1H, -Ar-H), 7.60-7.48 (m, 1H, -Ar-H), 7.32-7.16 (m, 2H); ^{13}C NMR (100 MHz, $\text{DMSO-}d_6$):⁵⁸ δ 149.84, 144.20, 135.58, 134.73, 133.47, 127.46, 123.91, 122.70, 119.83, 119.10, 112.36, 112.20; MS (m/z): 220.0872 $[\text{M}+1]^+$.

methyl-4-(1*H*-benzo[*d*]imidazol-2-yl)benzoate (**3j**): Yield: 0.225 g; 89%; Pale yellow solid; Mp: 192-194 °C (lit.⁴⁷ Mp: 191-192 °C); IR (KBr): 3377, 3054, 2949, 1692, 1432, 1279, 1116, 961, 742 cm^{-1} ; ^1H NMR (400 MHz, $\text{DMSO-}d_6$): δ 13.15 (s, 1H, -NH), 8.32 (d, 2H, $J = 7.6$ Hz, -Ar-H), 8.13 (d, 2H, $J = 7.2$ Hz, -Ar-H), 7.71 (d, 1H, $J = 6.8$ Hz, Ar-H), 7.57 (d, 1H, $J = 6.4$ Hz, -Ar-H), 7.25 (t, 2H, $J = 8.4$

Hz, -Ar-H), 3.90 (s, 3H, -OMe); ^{13}C NMR (100 MHz, DMSO- d_6):⁵⁹ δ 166.28, 150.45, 144.26, 135.58, 134.80, 130.75, 130.27, 127.06, 123.62, 122.51, 119.68, 112.08, 52.75; MS (m/z): 253.0 [M+1]⁺.

2-(furan-2-yl)-1H-benzo[d]imidazole (3k): Yield: 0.159 g; 86%; Pale brown solid; Mp: 284-286 °C (lit.⁵⁷ Mp: 286-287 °C); IR (KBr): 3457, 3059, 2858, 1627, 1413, 1363, 1228, 973, 736 cm^{-1} ; ^1H NMR (400 MHz, DMSO- d_6): δ 12.91 (s, 1H, -NH), 7.94 (s, 1H, -Ar-H), 7.62 (d, 1H, $J = 7.2$ Hz, -Ar-H), 7.49 (d, 1H, $J = 6.8$ Hz, -Ar-H), 7.28-7.12 (m, 3H, -Ar-H), 6.73 (s, 1H, -Ar-H); ^{13}C NMR (100 MHz, DMSO- d_6):⁶⁰ δ 146.03, 145.09, 144.10, 134.70, 123.08, 122.29, 119.23, 112.79, 111.80, 110.94; MS (m/z): 185.0709 [M+1]⁺.

2-(thiophen-2-yl)-1H-benzo[d]imidazole (3l): Yield: 0.174 g; 87%; Pale brown solid; Mp: 253-255 °C (lit.³⁸ Mp: 254 °C); IR (KBr): 3425, 3047, 3008, 2925, 2856, 1567, 1422, 1271, 943, 849, 750 cm^{-1} ; ^1H NMR (400 MHz, DMSO- d_6): δ 12.95 (s, 1H, -NH), 7.83 (s, 1H), 7.73 (d, 1H, $J = 4.4$ Hz, -Ar-H), 7.66-7.48 (m, 2H, -Ar-H), 7.28-7.12 (m, 3H, -Ar-H); ^{13}C NMR (100 MHz, DMSO- d_6):⁶¹ δ 147.49, 144.03, 134.14, 129.23, 128.76, 127.16, 123.09, 122.28, 119.02, 111.57; MS (m/z): 201.0483 [M+1]⁺.

2-cyclohexyl-1H-benzo[d]imidazole (3m): Yield: 0.161 g; 80%; White crystalline solid; Mp: 255-258 °C; IR (KBr): 3055, 2923, 2852, 1616, 1531, 1420, 1267, 1043, 981, 738 cm^{-1} ; ^1H NMR (400 MHz, DMSO- d_6): δ 12.09 (s, 1H, -NH), 7.60-7.52 (m, 1H, -Ar-H), 7.52-7.36 (m, 1H), 7.20-7.18 (m, 2H), 2.90-2.78 (m, 1H, -CH), 2.10-2.86 (m, 2H, -CH₂), 1.78-1.70 (m, 2H, -CH₂), 1.68-1.45 (m, 3H, -aliphatic), (1.40-1.16 (m, 3H, -aliphatic); ^{13}C NMR (100 MHz, DMSO- d_6): δ 159.36, 121.52, 118.68, 111.22, 38.15, 31.70, 26.03, 25.98; MS (m/z): 201.1382 [M+1]⁺.

4-(1H-benzo[d]imidazole-2-yl)-N, N-dimethylaniline (3n): Yield: 0.206 g; 88%; Half-white solid; Mp: 249-252 °C; IR (KBr): 3413, 3051, 2804, 1607, 1501, 1437, 1364, 1196, 944, 817, 736 cm^{-1} ; ^1H NMR (400 MHz, DMSO- d_6): δ 12.53 (s, 1H, -NH), 7.99 (d, 2H, $J = 8.8$ Hz, -Ar-H), 7.57-7.55 (m, 1H, -Ar-H), 7.44-7.43 (m, 1H, -Ar-H), 7.18-7.10 (m, 2H, -Ar-H), 6.84 (d, 2H, $J = 7.6$ Hz, -Ar-H), 3.00 (s, 6H, N(Me)₂); ^{13}C NMR (100 MHz, DMSO- d_6):⁶² δ 152.73, 151.71, 144.54, 135.41, 128.00, 121.97, 121.62, 118.48, 117.85, 112.31, 111.12, 40.29.

4-(6-chloro-1H-benzo[d]imidazole-2-yl)phenol (3o): Yield: 0.198 g; 81%; Pale yellow solid; Mp: 215-217 °C; IR (KBr): 3006, 2988, 1599, 1344, 1275, 1172, 1106, 836, 751 cm^{-1} ; ^1H NMR (400 MHz, DMSO- d_6): δ 12.83 (s, 1H, -NH), 10.03 (s, 1H, -OH), 8.00 (d, 2H, $J = 8.8$ Hz, -Ar-H), 7.66-7.48 (m, 2H, Ar-H), 7.18 (s, 1H, -Ar-H), 6.92 (d, 2H, $J = 8.8$ Hz, -Ar-H); ^{13}C NMR (100 MHz, DMSO- d_6): δ 159.91, 153.67, 128.80, 126.37, 122.26, 121.06, 116.22.

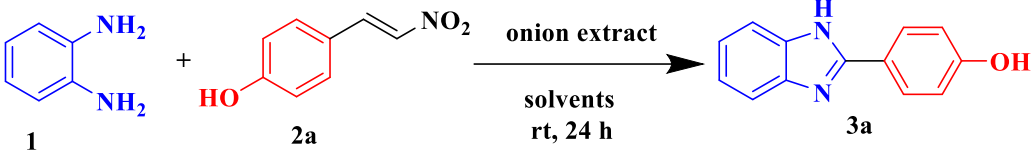
3. Results and Discussion

3.1. Chemistry

In connection with our earlier report for the development of eco-friendly benign protocol^{45,46,48,63,64} the use of an onion extract, we are desperately involved in creating the green synthetic route for the selective production of 2-substituted benzimidazoles **3**. To continue our importance for the particular production of 2-substituted benzimidazoles **3**, we have studied the reaction between 1,2-phenylenediamine **1** and β -nitrostyrene **2a** with water extract of onion at room temperature in ethanol. The reactions progressed efficiently with water extract of onion (1 mL) to give 2-substituted benzimidazole **3** in good to excellent yields (95%). The procedure for making the needed water extract of onion⁴⁵ and the main ingredient⁶⁵⁻⁶⁸ present in it were reported previously. Initially, the β -nitrostyrene **2a** which was prepared from the reaction of nitromethane and an aldehyde, was subjected to the reaction with 1,2-phenylenediamine **1** with water extract of onion at room temperature in different solvents, such as MeOH, EtOH, *i*PrOH, H₂O, CH₃CN, DMSO, DMF, DCM, toluene and hexane. The results are shown in Table 1. When polar protic solvents such as MeOH, EtOH and *i*PrOH were used as reaction media, the reaction gave only 2-substituted benzimidazole **3a** with excellent yields (90-95%) (Table 1, entries 1-3). At the same time, polar aprotic solvents (CH₃CN, DMSO, DMF, DCM) gave 86%, 82%, 88%, and 85% yields, respectively (Table 1, entries 5-8). When we used non-polar solvents, toluene and hexane gave 2-substituted benzimidazole **3a** with 77% and 72%

Water extract of onion: chemoselective synthesis

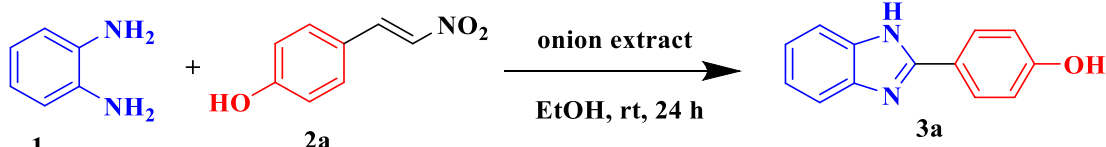
yields, respectively (Table 1, entries 9–10), whereas the reaction in water gave benzimidazole **3a** in 78% yield (Table 1, entry 4). Even though it was discovered that the process was more efficient in all solvents, the hazardous qualities of most organic solvents prompted us to pick ethanol as the environmentally benign solvent for all subsequent reactions.

Table 1. Optimization of the reaction conditions by using different solvents


Entry ^[a]	Solvents	Yield (%) ^[b]
1	MeOH	94
2	EtOH	95
3	ⁱ PrOH	90
4	H ₂ O	78
5	CH ₃ CN	86
6	DMSO	82
7	DMF	88
8	DCM	85
9	Toluene	77
10	Hexane	72

[a] The reactions were performed using o-phenylenediamine **1** (1 eq) and nitroalkene **2a** (1 eq) and solvent (5 mL) with water extract of onion (1 mL) at room temperature for 24 h. [b] The yields all are calculated via isolated products.

Additionally, efforts were undertaken to modify the amount of water extract of onion needed to perform the reaction. We have investigated the interaction between 1,2-phenylenediamine **1** and β -nitrostyrene **2a** in ethanol. The starting materials **1** and **2a** were agitated at room temperature for 24 h with 0.1 mL, 0.5 mL, 0.8 mL, 1 mL and 1.5 mL of catalyst and individually calculated the yield. The obtained results are shown in Table 2. It was observed that when we used 1.0 mL and 1.5 mL of the catalyst, it gave the desired product **3a** (Table 2, entries 4-5) with 95% and 96% yield respectively. The reaction of 1,2-phenylenediamine **1** and a β -nitrostyrene **2** with water extract of onion (1 mL) at room temperature for 24 h gave a 95% yield (Table 2, Entry 4). Hence, the ethanolic medium of the reaction for 24 h with onion extract (1 mL) was discovered to be the ideal reaction condition to produce the target product **3a** with a greater yield.

Table 2. Optimization of the reaction conditions by loading the amount of catalyst


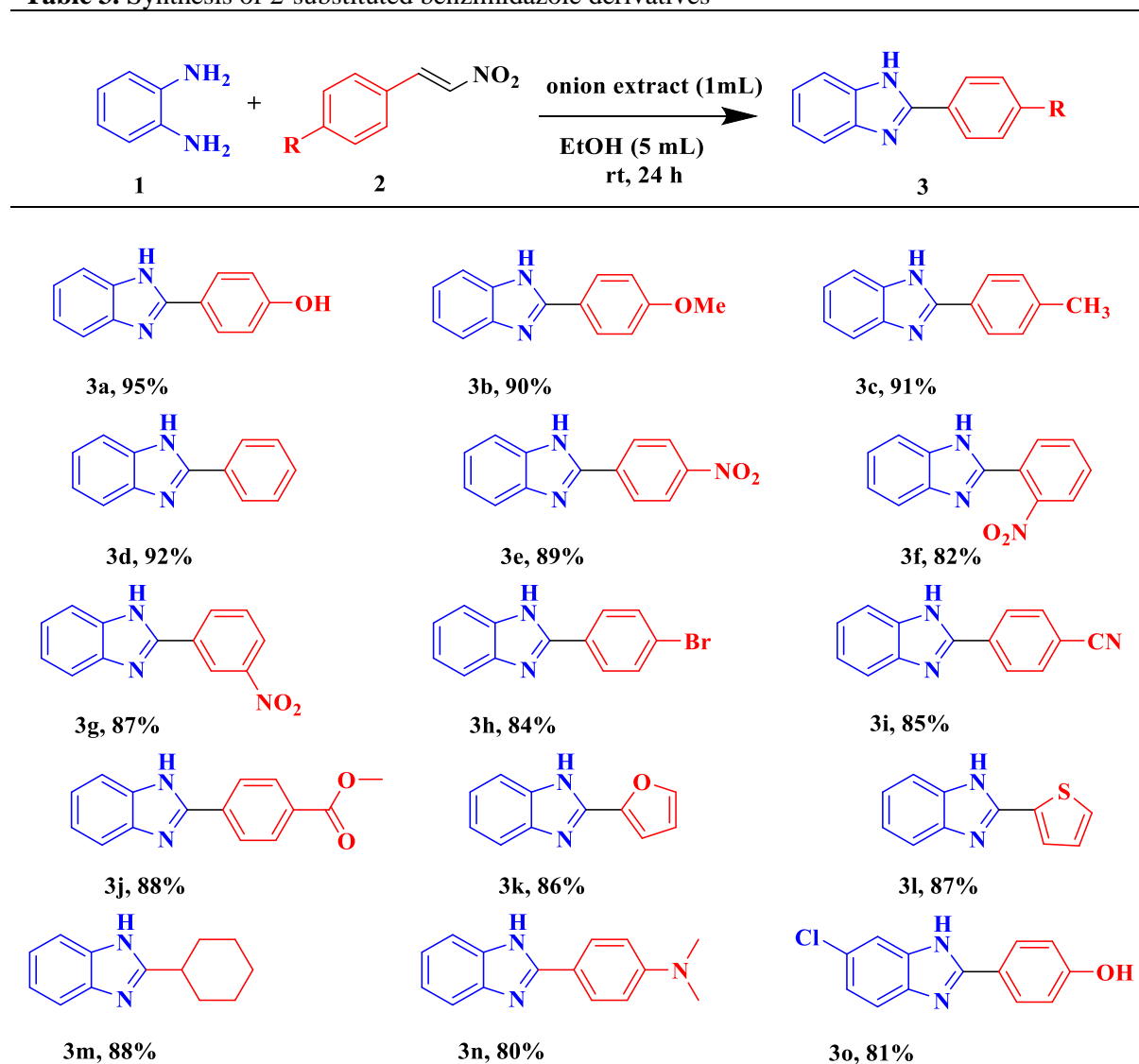
Entry ^[a]	Catalyst	Time (h)	Yield (%) ^[b]
1	0.1	24	73
2	0.5	24	89
3	0.8	24	91
4	1	24	95
5	1.5	24	96
6	0	24	-

[a] The reactions performed by o-phenylenediamine **1** (1 eq), nitroalkene **2a** (1 eq) and ethanol (5 mL) with various amount of onion extract at RT for 24 h. [b] The yields all are calculated via isolated products.

We then investigated the scope of the reaction for the synthesis of different 2-substituted benzimidazole derivatives **3a-o** under the aforementioned optimised reaction conditions by alternating the substituted 1,2-phenylenediamine **1** and β -nitrostyrene **2** (Table 3). Table 3 displays that a variety of substituted groups of β -nitrostyrene **2** produced the required products in good to exceptional yields, which include -OH, -OCH₃, -CH₃, -NO₂, -Br₂, -CN, -COOR, *N,N'*-dimethyl and cyclohexyl groups. It is observed that the strong electron-releasing substituent present in the benzene part of the β -nitrostyrene **2** gave excellent yields (90-95%, Table 3, **3a-d**). It is also noted that strong electron-withdrawing substituent present in the benzene part of the β -nitrostyrene **2** gave slightly lesser yields (82-89%, Table 3, **3e-j**). Additionally, it should be observed that good results were also obtained by using other heteroaromatic systems, such as 2-[2-Nitrovinyl]thiophene, 2-[2-Nitrovinyl]furan and an aliphatic system like 2-[2-Nitrovinyl]cyclohexane (Table 3, **3k-m**).

We then investigated the scope of the reaction for the synthesis of different 2-substituted benzimidazole derivatives **3a-o** under the aforementioned optimised reaction conditions by alternating the substituted 1,2-phenylenediamine **1** and β -nitrostyrene **2** (Table 3). Table 3 displays that various substituted groups of β -nitrostyrene **2** produced the required products in good to exceptional yields.

Table 3. Synthesis of 2-substituted benzimidazole derivatives^[a]



[a] All the reactions were performed by *o*-phenylenediamine **1** (1 eq) and nitroalkene **2** (1 eq), water extract of onion (1 mL) and ethanol (5 mL) at RT for 24 h.

Water extract of onion: chemoselective synthesis

All the structures **3a-o** were characterised by physical and spectroscopic techniques such as IR, Mass, ^1H NMR and ^{13}C NMR. Compound **3a**, ^1H NMR spectrum, as an example, shows the presence of two singlet signals δ 12.64 and 9.97 due to the $-\text{NH}$ group of benzimidazole and phenolic $-\text{OH}$ at the fourth position of the phenyl group. The two doublets at δ 8.01 (d, 2H, $J = 8.4$ Hz) and 6.92 (d, 2H, $J = 8.4$ Hz) are correspond to aromatic phenol protons. Also, two multiplets at δ 7.58-7.51 (m, 2H), 7.18-7.13 (m, 2H) are correspond to the aromatic protons of benzimidazole.

We performed the reaction of equimolar quantities (5 mmol) of diamine **1** with β -nitrostyrene **2a** to assess the viability of using this technology on a large scale. Similar yields to the small-scale process (2 mmol) were used to produce the 2-substituted benzimidazole **3a**.

Based on our previous observations on the onion extract catalyzed reactions^{45,46,48} and the analogous mechanisms confirmed in the literature,⁴⁷ a feasible mechanism for this reaction was hypothesized and is depicted in Figure 2. The Michael addition occurred between 1,2-phenylenediamine **1** and β -nitrostyrene **2** to give intermediate **4**. Which on rearranged to eliminate nitromethane (via Retro-aza-Henry-Type Process) and form the imine **5**.⁶⁹ The resulting imine activated by the catalyst and another $-\text{NH}_2$ group of o-phenylenediamine **1** attacked electrophilic imine carbon via intramolecular fashion to form the intermediate **6** which underwent aerial oxidation to produce the corresponding 2- substituted benzimidazole **3** (Figure 2).

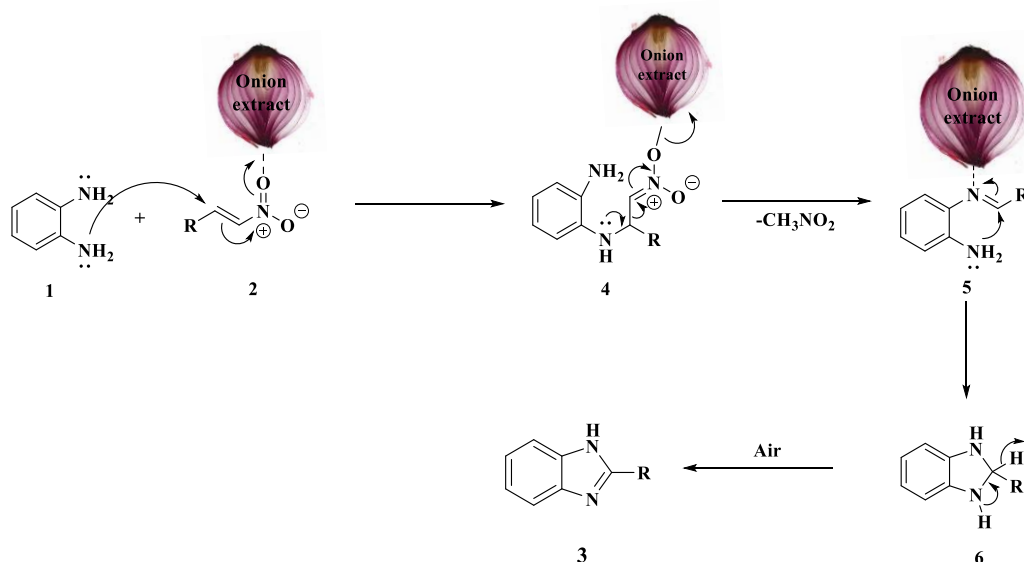


Figure 2. Plausible mechanism for the formation of benzimidazole

4. Conclusion

In summary, we have demonstrated a facile, efficient, green procedure for selective synthesis of 2-substituted benzimidazole derivatives **3a-o** from 1,2-diamines **1** and β -nitrostyrene **2** using environmentally friendly water extract of onion catalyst. This process has several advantages over the other methods such as inexpensive, operational easiness, nontoxic, mild reaction conditions without column purification and simple workup procedure. This technique for producing the 2-substituted benzimidazole derivatives **3a-o** is distinctly helpful in organic and medicinal chemistry.

Acknowledgements

The authors are appreciative of the support provided by DST, New Delhi under the "DST-FIST" Programme and the UGC for the SAP (DRS II) Programme.

Supporting Information

Supporting information accompanies this paper on <http://www.acgpubs.org/journal/organic-communications>

ORCID

Ayyavu Boomathi: [0009-0001-0793-8849](https://orcid.org/0009-0001-0793-8849)

Kaliyan Prabakaran: [0000-0002-3023-3513](https://orcid.org/0000-0002-3023-3513)

Govindaraj Mahalakshmi: [0009-0000-6018-687X](https://orcid.org/0009-0000-6018-687X)

Selvaraj Loganathan: [0009-0003-2942-2741](https://orcid.org/0009-0003-2942-2741)

Eswaran Rajendran: [0009-0006-4494-9164](https://orcid.org/0009-0006-4494-9164)

Muthu Seenivasa Perumal: [0000-0002-2234-1346](https://orcid.org/0000-0002-2234-1346)

References

- [1] Saberi, A.; Effects of Benzimidazole derivatives on digestive system and cardiovascular system. *J. Pharm. Health Serv. Res.* **2012**, *1*, 99-107.
- [2] Wu, H.; Xingcai, H.; Jingkun, Y.; Fan, K.; Fei J.; Bin L.; Kaitong, W. A V-shaped ligand 2, 6-bis (2-benzimidazolyl) pyridine and its picrate Mn(II) complex: synthesis, crystal structure and DNA-binding properties. *Eur. J. Med. Chem.* **2010**, *45*, 5324-5330.
- [3] Hennessy, E. J.; Vibha, O.; Ammar, A.; Kate, B.; Lillian, C.; Gurmit, G.; Geraldine, A.; Hamilton, G. A.; Kamhi, V. M.; Lewis, P.; Li, D.; Lyne, P. Identification and optimization of benzimidazole sulfonamides as orally bioavailable sphingosine 1-phosphate receptor 1 antagonists with in vivo activity. *J. Med. Chem.* **2015**, *58*, 7057-7075.
- [4] Kim, M. K.; Shin, H.; Park, K. S.; Kim, H.; Park, J.; Kim, K.; Nam, J.; Choo, H.; Chong, Y. Benzimidazole derivatives as potent JAK1-selective inhibitors. *J. Med. Chem.* **2015**, *58*, 7596-7602.
- [5] Lu, Y.; Chen, J.; Wang, J.; Li, C. M.; Ahn, S.; Barrett, C. M.; Dalton, J. T.; Li, W.; Miller, D. D. Design, synthesis, and biological evaluation of stable colchicine binding site tubulin inhibitors as potential anticancer agents. *J. Med. Chem.* **2014**, *57*, 7355-7366.
- [6] Bansal, Y.; Om, S. The therapeutic journey of benzimidazoles: A review. *Bioorg. Med. Chem.* **2012**, *20*, 6208-6236.
- [7] Boiani, M.; Mercedes, G. onzález. Imidazole and benzimidazole derivatives as chemotherapeutic agents. *Mini Rev. Med. Chem.* **2005**, *5*, 409-424.
- [8] Narasimhan, B.; Deepika, S.; Pradeep, K. Benzimidazole: a medicinally important heterocyclic moiety. *Med. Chem.* **2012**, *21*, 269-283.
- [9] Asensio, J. A.; Gómez-Romero, P. Recent developments on proton conducting Poly(2, 5benzimidazole) (ABPBI) membranes for high temperature polymer electrolyte membrane fuel cells. *Fuel Cells*, **2005**, *5*, 336-343.
- [10] Rodembusch, F. S.; Buckup, T.; Segala, M.; Tavares, L.; Correia, R. R. B.; Stefani, V. First hyperpolarizability in a new benzimidazole derivative. *Chem. Phys.* **2004**, *305*, 115-121.
- [11] Gong, J. R.; Wan, L. J.; Lei, S. B.; Bai, C. L.; Zhang, X. H.; Lee, S. T. Direct evidence of molecular aggregation and degradation mechanism of organic light-emitting diodes under joule heating: an STM and photoluminescence study. *J. Phys. Chem. B* **2005**, *109*, 1675-1682.
- [12] Chen, T. R. Luminescence and electroluminescence of bis(2-(benzimidazol-2-yl)quinolinato) zinc. Exciplex formation and energy transfer in mixed film of bis(2-(benzimidazol-2-yl)quinolinato) zinc and N, N'-bis-(1-naphthyl)-N, N'-diphenyl-1, 1'-biphenyl-4, 4'-diamine. *J. Mol. Struct.* **2005**, *737*, 35-41.
- [13] Rodionov, V. O.; Presolski, S. I.; Gardinier, S.; Lim, Y. H.; Finn, M. G. Benzimidazole and related ligands for Cu-catalyzed azide-alkyne cycloaddition. *J. Am. Chem. Soc.* **2007**, *129*, 12696-12704.
- [14] Can-Eke, B.; Puskullu, M. O.; Buyukbingol, E.; Iscan, M. A study on the antioxidant capacities of some benzimidazoles in rat tissues. *Chem. Biol. Interact.* **1998**, *113*, 65-77.
- [15] Starčević, K.; Kralj, M.; Ester, K.; Sabol, I.; Grc, M.; Pavelić, K.; Karminski-Zamola, G. Synthesis, antiviral and antitumor activity of 2-substituted-5-amidino-benzimidazoles. *Bioorg. Med. Chem.* **2007**, *15*, 4419-4426.
- [16] Gellis, A.; Kovacic, H.; Boufatah, N.; Vanelle, P. Synthesis and cytotoxicity evaluation of some benzimidazole-4,7-diones as bioreductive anticancer agents. *Eur. J. Med. Chem.* **2008**, *43*, 1858-1864.

Water extract of onion: chemoselective synthesis

- [17] Labanauskas, L. K.; Brukštus, A. B.; Gaidelis, P. G.; Buchinskaitė, V. A.; Udrenaitė, E. B.; Daukšas, V. K. Synthesis and antiinflammatory activity of some new 1-acyl derivatives of 2-methylthio-5,6-diethoxybenzimidazole. *Pharm. Chem. J.* **2000**, *34*, 353-355.
- [18] Tsukamoto, G.; Yoshino, K.; Kohno, T.; Ohtaka, H.; Kagaya, H.; Ito, K. Synthesis and antiinflammatory activity of some 2-(substituted-pyridinyl) benzimidazoles. *J. Med. Chem.* **1980**, *23*, 734-738.
- [19] Kazimierczuk, Z.; Upcroft, J.A.; Upcroft, P.; Górska, A.; Starościak, B.; Laudy, A. Synthesis, antiprotozoal and antibacterial activity of nitro- and halogeno-substituted benzimidazole derivatives. *Acta Biochim. Pol.* **2002**, *49*, 185-195.
- [20] Ansari, K. F.; C. Lal. Synthesis and evaluation of some new benzimidazole derivatives as potential antimicrobial agents. *Eur. J. Med. Chem.* **2009**, *44*, 2294-2299.
- [21] Ansari, K. F.; C. Lal. Synthesis, physicochemical properties and antimicrobial activity of some new benzimidazole derivatives. *Eur. J. Med. Chem.* **2009**, *44*, 4028-4033.
- [22] Purushottamachar, P.; Ramalingam, S.; Njar, V. C. Development of benzimidazole compounds for cancer therapy. In *Chemistry and Applications of Benzimidazole and Its Derivatives*; Marinescu, M., Ed.; IntechOpen: Rijeka, Croatia, **2019**; ISBN 978-1-78984-552-5.
- [23] Hranjec, M.; Starčević, K.; Pavelić, S. K.; Lučin, P.; Pavelić, K.; Zamola, G. K. Synthesis, spectroscopic characterization and antiproliferative evaluation in vitro of novel Schiff bases related to benzimidazoles. *Eur. J. Med. Chem.* **2011**, *46*, 2274-2279.
- [24] Shrivastava, N.; Naim, M. J.; Alam, M. J.; Nawaz, F.; Ahmed, S.; Alam, O. Benzimidazole scaffold as anticancer agent: synthetic approaches and structure-activity relationship. *Arch. Pharm. Chem. Life Sci.* **2017**, *350*, e201700040.
- [25] Narasimhan, B.; Sharma, D.; Kumar, P. Benzimidazole: a medicinally important heterocyclic moiety. *Med. Chem. Res.* **2012**, *21*, 269-283.
- [26] Powell, D. A.; Ramtohol, Y.; Lebrun, M. E.; Oballa, R.; Bhat, S.; Falgoutyret, J. P.; Guiral, S.; Huang, Z.; Skorey, K.; Tawa, P.; Zhang, L. 2-Aryl benzimidazoles: human SCD1-specific stearyl coenzyme-A desaturase inhibitors. *Bioorg. Med. Chem. Lett.* **2010**, *20*, 6366-6369.
- [27] Shingalapur, R. V.; Hosamani, K. M.; Keri, R. S.; Hugar, M. H. Derivatives of benzimidazole pharmacophore: Synthesis, anticonvulsant, antidiabetic and DNA cleavage studies. *Eur. J. Med. Chem.* **2010**, *45*, 1753-1759.
- [28] Ishikawa, M.; Nonoshita, K.; Ogino, Y.; Nagae, Y.; Tsukahara, D.; Hosaka, H.; Maruki, H.; Ohya, S.; Yoshimoto, R.; Sasaki, K.; Nagata, Y. Discovery of novel 2-(pyridine-2-yl)-1H-benzimidazole derivatives as potent glucokinase activators. *Bioorg. Med. Chem. Lett.* **2009**, *19*, 4450-4454.
- [29] Kim, T.; Yang, H. Y.; Park, B. G.; Jung, S. Y.; Park, J. H.; Park, K. D.; Min, S. J.; Tae, J.; Yang, H.; Cho, S.; Cho, S.J. Discovery of benzimidazole derivatives as modulators of mitochondrial function: A potential treatment for Alzheimer's disease. *Eur. J. Med. Chem.* **2017**, *125*, 1172-1192.
- [30] Saral, H.; Özdamar, Ö.; Uçar, İ. Synthesis, structural and spectroscopic studies of two new benzimidazole derivatives: A comparative study. *J. Mol. Struct.* **2017**, *1130*, 46-54.
- [31] Wen, X.; El Bakali, J.; Deprez-Poulain, R.; Deprez, B. Efficient propylphosphonic anhydride (@T3P) mediated synthesis of benzothiazoles, benzoxazoles and benzimidazoles. *Tetrahedron Lett.* **2012**, *53*, 2440-2443.
- [32] Azizian, J.; Torabi, P.; Noei, J. Synthesis of benzimidazoles and benzoxazoles using TiCl₃OTf in ethanol at room temperature. *Tetrahedron Lett.* **2016**, *57*, 185-188.
- [33] Digwal, C. S.; Yadav, U.; Sakla, A. P.; Ramya, P. S.; Aaghaz, S.; Kamal, A. VOSO₄ catalyzed highly efficient synthesis of benzimidazoles, benzothiazoles, and quinoxalines. *Tetrahedron Lett.* **2016**, *57*, 4012-4016.
- [34] Kovvuri, J.; Nagaraju, B.; Kamal, A.; Srivastava, A. K. An efficient synthesis of 2-substituted benzimidazoles via photocatalytic condensation of o-phenylenediamines and aldehydes. *ACS Comb. Sci.* **2016**, *18*, 644-650.
- [35] Reddy, P. L.; Arundhati, R.; Tripathi, M.; Rawat, D. S. CuI nanoparticles mediated expeditious synthesis of 2-substituted benzimidazoles using molecular oxygen as the oxidant. *RSC Adv.* **2016**, *6*, 53596-53601.
- [36] Das, K.; Mondal, A.; Srimani, D. Selective synthesis of 2-substituted and 1,2-disubstituted benzimidazoles directly from aromatic diamines and alcohols catalyzed by molecularly defined nonphosphine manganese (I) complex. *J. Org. Chem.* **2018**, *83*, 9553-9560.
- [37] Mahire, V. N.; Mahulikar, P. P. Facile one-pot clean synthesis of benzimidazole motifs: Exploration on bismuth nitrate accelerated subtle catalysis. *Chin. Chem. Lett.* **2015**, *26*, 983-987.
- [38] Sharma, H.; Kaur, N.; Singh, N.; Jang, D. O. Synergetic catalytic effect of ionic liquids and ZnO nanoparticles on the selective synthesis of 1,2-disubstituted benzimidazoles using a ball-milling technique. *Green. Chem.* **2015**, *17*, 4263-4270.

- [39] Liang, Y.; Wang, J.; Cheng, C.; Jing, H. Lewis acidic ionic liquids of crown ether complex cations: preparation and applications in organic reactions. *RSC Adv.* **2016**, *6*, 93546-93550.
- [40] Prajapati, S. K.; Nagarsenkar, A.; Guggilapu, S. D.; Babu, B. N. $B(C_6F_5)_3$ as versatile catalyst: an efficient and mild protocol for the one-pot synthesis of functionalized piperidines and 2-substituted benzimidazole derivatives. *Tetrahedron Lett.* **2015**, *56*, 6795-6799.
- [41] Bardajee, G. R.; Mohammadi, M.; Yari, H.; Ghaedi, A. Simple and efficient protocol for the synthesis of benzoxazole, benzoimidazole and benzothiazole heterocycles using Fe(III)-Schiff base/SBA-15 as a nanocatalyst. *Chin. Chem. Lett.* **2016**, *27*, 265-270.
- [42] Lim, H. J.; Myung, D.; Lee, I. Y. C.; Jung, M. H. Microwave-assisted synthesis of benzimidazoles, benzoxazoles, and benzothiazoles from resin-bound esters. *J. Comb. Chem.* **2008**, *4*, 501-503.
- [43] Zhao, G.; Jiang, T.; Gao, H.; Han, B.; Huang, J.; Sun, D. Mannich reaction using acidic ionic liquids as catalysts and solvents. *Green Chem.* **2004**, *6*, 75-77.
- [44] Rezayati, S.; Mehmannaavaz, M.; Salehi, E.; Hagh, S.; Hajinasiri, R.; Afshari Sharif Abad, S. Phospho sulfonic acid catalyzed synthesis of benzimidazole, benzoxazole and quinoxaline derivatives under green solvent at ambient temperature. *J. Sci. I. R. Iran.* **2016**, *27*, 51-63.
- [45] Prabakaran, K.; Sivakumar, M.; Perumal, M. S. A simple, efficient green protocol for the synthesis of β -enamino and enamino ester derivatives by using onion extract as green catalyst. *ChemistrySelect.* **2017**, *2*, 2363-2372.
- [46] Prabakaran, K.; Sivakumar, M.; Perumal, M. S. Water extract of onion catalyzed Knoevenagel condensation reaction: an efficient green procedure for synthesis of α -cyanoacrylonitriles and α -cyanoacrylates. *Asian J. Green Chem.* **2019**, *3*, 137-152.
- [47] Li, C.; Zhang, F.; Yang, Z.; Qi, C. Chemoselective synthesis of quinoxalines and benzimidazoles by silica gel catalysis. *Tetrahedron Lett.* **2014**, *55*, 5430-5433.
- [48] Prabakaran, K.; Loganathan, S.; Perumal, M. S. Water extract of onion catalyst: An economical green route for the synthesis of 2-substituted and 1,2-disubstituted benzimidazole derivatives with high selectivity. *J. Heterocycl. Chem.* **2021**, *58*, 340-349.
- [49] Sharghi, H.; Aberi, M.; Doroodmand, M. M. Reusable cobalt (III)-salen complex supported on activated carbon as an efficient heterogeneous catalyst for synthesis of 2-arylbenzimidazole derivatives. *Adv. Synth. Catal.* **2008**, *350*, 2380-2390.
- [50] Liu, J.; Liu, Q.; Yi, H.; Qin, C.; Bai, R.; Qi, X.; Lan, Y.; Lei, A. Visible-Light-Mediated Decarboxylation/Oxidative Amidation of α -Keto Acids with Amines under Mild Reaction Conditions Using O_2 . *Angew. Chem. Int. Ed.* **2014**, *53*, 502-506.
- [51] Sharghi, H.; Aberi, M.; Doroodmand, M. M.; Shiri, P. Chromium(III)-salen complex nanoparticles on $AlPO_4$: as an efficient heterogeneous and reusable nanocatalyst for mild synthesis of highly functionalized piperidines, 2-arylbenzimidazoles, and 2-arylbenzothiazoles. *J. Iran. Chem. Soc.* **2017**, *14*, 1557-1573.
- [52] Shi, X.; Guo, J.; Liu, J.; Ye, M.; Xu, Q. Unexpectedly simple synthesis of benzazoles by $tBuONa$ -catalyzed direct aerobic oxidative cyclocondensation of o-thio/hydroxy/aminoanilines with alcohols under Air. *Chem. Eur. J.* **2015**, *21*, 9988-9993.
- [53] Ke, F.; Zhang, P.; Lin, C.; Lin, X.; Xu, J.; Zhou, X. Synthesis of benzimidazoles by CuI-catalyzed three-component reaction of 2-haloaniline, ammonia and aldehyde in water. *Org. Biomol. Chem.* **2018**, *16*, 8090-8094.
- [54] Ramana, D. V.; Kantharaj, E. Mass spectrometer as a probe in the synthesis of 2-substituted benzimidazoles. *Tetrahedron* **1994**, *50*, 2485-2496.
- [55] Sharma, P.; Gupta, M. 1,3,5-Trimethylpyrazolium chloride based ionogel as an efficient and reusable heterogeneous catalyst for the synthesis of benzimidazoles. *J Chem Sci.* **2016**, *128*, 61-65.
- [56] Lai, Y. L.; Ye, J. S.; Huang, J. M. Electrochemical synthesis of benzazoles from alcohols and o-substituted anilines with a catalytic amount of CoII salt. *Chem. Eur. J.* **2016**, *22*, 5425-5429.
- [57] Rostamizadeh, S.; Amani, A. M.; Aryan, R.; Ghaieni, H. R.; Norouzi, L. Very fast and efficient synthesis of some novel substituted 2-arylbenzimidazoles in water using $ZrOCl_2 \cdot nH_2O$ on montmorillonite K10 as catalyst. *Monatsh. Chem.* **2009**, *140*, 547-552.
- [58] Etemadi-Davan, E.; Iranpoor, N.; Khalili, D. Pd-catalyzed reductive carbonylation-ring closure of aryl halides: a direct approach for synthesis of benzimidazoles. *ChemistrySelect.* **2016**, *1*, 4418-4422.
- [59] Ravi, O.; Shaikh, A.; Upare, A.; Singarapu, K. K.; Bathula, S. R. Benzimidazoles from aryl alkyl ketones and 2-amino anilines by an iodine catalyzed oxidative C (CO)-C (alkyl) bond cleavage. *J. Org. Chem.* **2017**, *82*, 4422-4428.
- [60] Mahesh, D.; Sadhu, P.; Punniyamurthy, T. Copper (II)-catalyzed oxidative cross-coupling of anilines, primary alkyl amines, and sodium azide using TBHP: A route to 2-substituted benzimidazoles. *J. Org. Chem.* **2018**, *81*, 3227-3234.

Water extract of onion: chemoselective synthesis

- [61] Banerjee, M.; Chatterjee, A.; Kumar, V.; Bhutia, Z. T.; Khandare, D. G.; Majik, M. S.; Roy, B. G. A simple and efficient mechanochemical route for the synthesis of 2-aryl benzothiazoles and substituted benzimidazoles. *RSC Adv.* **2014**, *4*, 39606-39611.
- [62] Kim, Y.; Kumar, M. R.; Park, N.; Heo, Y.; Lee, S. Copper-catalyzed, one-pot, three-component synthesis of benzimidazoles by condensation and C–N bond formation. *J. Org. Chem.* **2011**, *76*, 9577-9583.
- [63] Prabakaran, K.; Loganathan, S.; Seenivasa Perumal, M.; Philip Anthony, S. Synthesizing bis(β -iminolenolate)copper(II) complexes and exploring substitution dependent green catalytic application for azide-alkyne cycloaddition reaction. *ChemistrySelect* **2020**, *5*, 8773-8778.
- [64] Sivakumar, M.; Prabakaran, K.; Seenivasa Perumal, M. Base-mediated one-pot synthesis of 3,4,5,6-tetrahydro-4-substituted benzo[h]quinazoline-2(1H)-thione derivatives and evaluation of their antioxidant activity. *Synth. Commun.* **2018**, *48*, 197-207.
- [65] Thomson, S. J.; Rippon, P.; Butts, C.; Olsen, S.; Shaw, M.; Joyce, N. I.; Eady, C. C. Inhibition of platelet activation by lachrymatory factor synthase (LFS)-silenced (tearless) onion juice. *J. Agric. Food. Chem.* **2013**, *61*, 10574-10581.
- [66] Imai, S.; Tsuge, N.; Tomotake, M.; Nagatome, Y.; Sawada, H.; Nagata, T.; Kumagai, H. An onion enzyme that makes the eyes water. *Nature* **2002**, *419*, 685-985.
- [67] Paolo, A.; Angelo, A. Can onions be engineered for not tearing? *IUBMB Life*, **2003**, *55*, 49-50.
- [68] Eric B. The chemistry of garlic and onions. *Sci. Am.* **1985**, *252*, 114-118.
- [69] Kallitsakis, M. G.; Tancini, P. D.; Dixit, M.; Mpourmpakis, G.; Lykakis, I. N. Mechanistic studies on the Michael addition of amines and hydrazines to nitrostyrenes: Nitroalkane elimination via a retro-aza-henry-type process. *J. Org. Chem.* **2018**, *83*, 1176-1184.

ACG
publications

© 2023 ACG Publications