







A review on some synthetic methods of 4(3H)-quinazolinone and benzotriazepine derivatives and their biological activities

Ahmed S. Abdelkhalek ^{1*}, Mansour E. Abokull ¹, Samy M. Ibrahim ¹,
Mostafa K. Soltan ^{1,2}, Mokhtar A. Abdul-Malik ^{3*} and
Shaban A. A. Abdel-Raheem ⁴

¹Medicinal Chemistry Department, Faculty of Pharmacy, Zagazig University, Sharkia, 44519, Egypt

²Oman College of Health Sciences, Ministry of Health, Muscat, Sultanate of Oman

³Department of Chemistry, Faculty of Applied Science, Taiz University, Taiz, Yemen

⁴Soils, Water, and Environment Research Institute, Agricultural Research Center, Giza, Egypt

(Received February 16, 2024; Revised May 07, 2024; Accepted May 08 2024)

Abstract: This concise review provides an overview of some synthetic methods utilized for the preparation of 4(3H)-quinazolinone and benzotriazepine derivatives, and explores their diverse biological activities. The review highlights the significance of these compounds in medicinal chemistry and discusses selected synthetic approaches employed in their synthesis. Additionally, it examines the range of biological activities exhibited by these derivatives and briefly discusses their potential applications. This succinct review serves as a valuable resource for researchers interested in the synthesis and biological evaluation of 4(3H)-quinazolinone and benzotriazepine derivatives.

Keywords: Synthesis; heterocyclic compounds; 4(3H)-quinazolinone; benzotriazepine; biological activities; medicinal chemistry. ©2024 ACG Publications. All right reserved.

1. Introduction

Heterocyclic compounds are cyclic organic compounds having at least one atom other than carbon such as N, O, or S, ... (hetero-atoms), in their rings. These compounds play a vital role in various fields, including agriculture and medicinal chemistry, due to their diverse chemical properties and biological activities¹⁻¹⁰. In agriculture, heterocyclic compounds have been extensively utilized as active ingredients and exhibit potent insecticidal, fungicidal, and herbicidal properties, making them essential tools in modern agricultural practices¹¹⁻¹⁴. The relationship between agriculture and chemistry is deeply intertwined, since chemistry playing a pivotal role in advancing agricultural practices and addressing the challenges facing modern farming¹⁵⁻¹⁸. The importance of heterocyclic compounds in medicinal chemistry extends beyond their direct use as drugs¹⁹⁻²⁰.

* Corresponding authors: E-Mail: ashilal@pharmacy.zu.edu.eg (A.S.Abdelkhalek) ; mokh.amin@taiz.edu.ye (M.A. Abdul-Malik)

Synthesis and biological activities of 4(3H)-quinazolinone and benzotriazepine derivatives

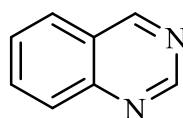
4(3H)-quinazolinone and benzotriazepine derivatives are two important classes of heterocyclic compounds that have attracted significant attention in the field of medicinal chemistry. These compounds exhibit diverse biological activities and have shown promising potential as therapeutic agents in various disease fields and a novel series of 2,3-dihydroquinazolin-4(1H)-one and benzotriazepin-5(2H)-one derivatives could be obtained by starting from the same intermediate according to varying the substituent on the benzamide moiety of the key intermediate or the conditions of the reactions utilized in this syntheses²¹⁻²⁴. The 4(3H)-quinazolinone scaffold is a bicyclic heterocycle consisting of a quinazoline ring bearing a carbonyl group at the 4-position. This structural motif has been widely explored in drug discovery due to its versatile pharmacological properties. Quinazolinone derivatives have been reported to possess a wide range of biological activities, including anticancer, antimicrobial, anti-inflammatory, and antiviral properties²⁵⁻²⁸. Such diverse activities have made quinazolinones attractive targets for the development of new therapeutic agents.

On the other hand, benzotriazepines are another class of heterocyclic compounds that exhibit a bicyclic structure composed of a benzene ring fused with a triazepine ring. Benzotriazepine derivatives have shown significant potential as central nervous system (CNS) modulators²⁹⁻³⁰. The structural diversity and pharmacological potential of both 4(3H)-quinazolinone and benzotriazepine derivatives have attracted the interest of medicinal chemists and pharmaceutical researchers. Extensive efforts have been made to design and synthesize novel compounds within these scaffolds, aiming to enhance their therapeutic properties, selectivity, and safety profiles.

2. Chemistry

2.1. Chemistry of 4(3H)-quinazolinone Derivatives

Of the many derivatives of quinazoline system (**1**) known so far, ketoquinazolines or quinazolinones, are the most important ones. Depending upon the position of the keto or oxo group, these compounds may be classified into two types: 2(1H)-quinazolinones or 1,2-dihydro-2-oxoquinazolines and 4(3H)-quinazolinones or 3,4-dihydro-4-oxoquinazolines (Figure 1)³¹.



1

Figure 1. The quinazoline system

In general, the quinazolinone skeleton is simply built up from anthranilic acid or one of its derivatives. The most common synthesis of 4(3H)-quinazolinone is through a reaction which was first described by Niementowski³² in 1895 where the anthranilic acid (**2**) was heated in an open container with excess formamide at 120°C to give 4(3H)-quinazolinone (**3**) (Figure 2).

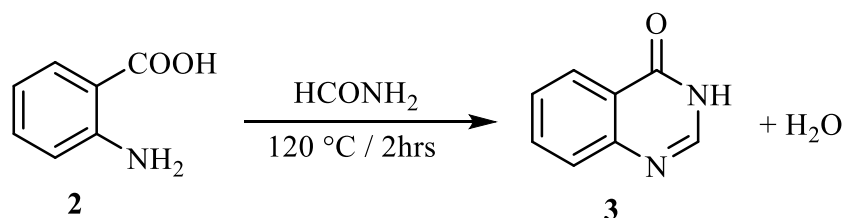
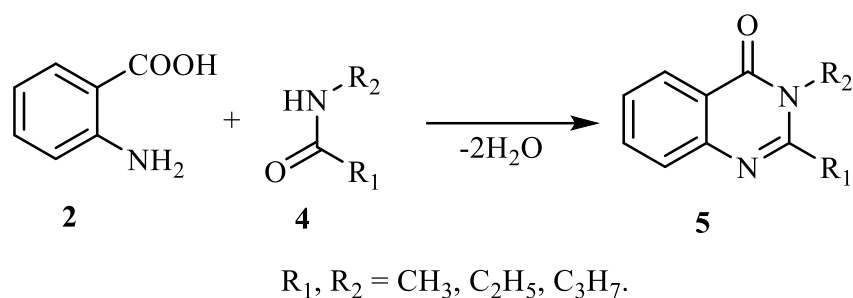


Figure 2. Synthesis of quinazolinone skeleton

This action was modified to use a variety of substituted amides (**4**) instead of formamide as starting material to give the corresponding substituted 4(3H)-quinazolinones (**5**) according to the following Niementowski³² quinazolinones synthesis (Figure 3).

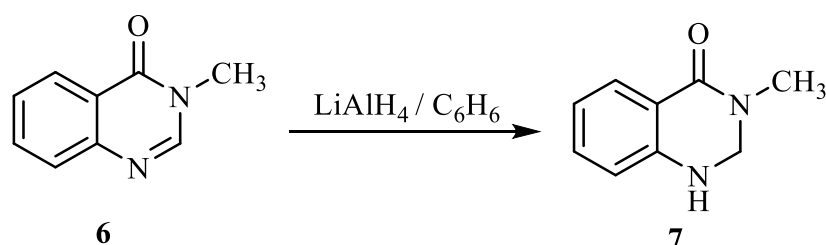
**Figure 3.** Synthesis of compound **5**

Anthranilic acid esters or anthranilamides were utilized to synthesize the target 4(3*H*)-quinazolinone derivatives instead of anthranilic acid itself.³³⁻³⁵ Moreover, 4(3*H*)-quinazolinones were also synthesized starting from *o*-disubstituted benzene derivatives such as 2-aminobenzonitrile, 2-fluoro-substituted benzoyl chlorides, 2-nitrobenzoic acid and 2,6-difluoro-4-methoxybenzoic acid.³⁶⁻³⁹ Other methods using isatoic anhydrides, isatin, 4,1-benzoxazepine-2,5(1*H*,3*H*)-diones or 3-arylideneamino-1,2,3-benzotriazin-4-ones were also developed for the synthesis of 4(3*H*)-quinazolinones⁴⁰⁻⁴³.

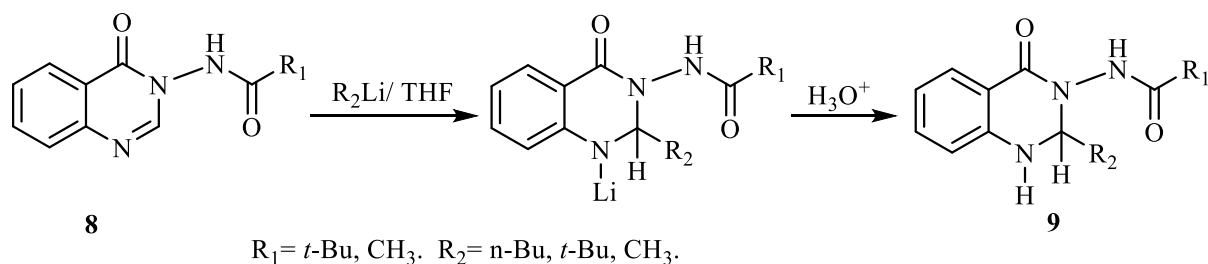
The present part describes different methods for the preparation of partially saturated derivatives of 4(3*H*)-quinazolinones namely dihydroquinazolinone starting from the following:

(A) Reduction of 4(3*H*)-Quinazolinones

2,3-Dihydro-3-methyl-4(1*H*)-quinazolinone (**7**) was prepared through reduction of 3-methyl-4(3*H*)-quinazolinone (**6**) using lithium aluminium hydride (LiAlH_4) in benzene (Figure 4)⁴⁴.

**Figure 4.** Synthesis of compound **7**

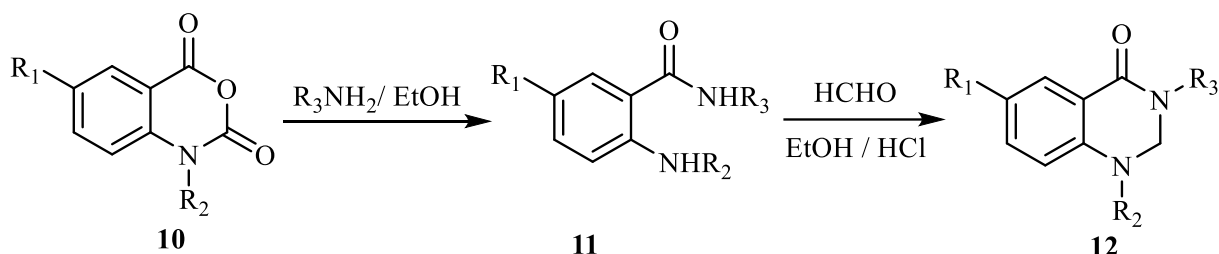
In addition, reduction of 3-(pivaloylamino)- and 3-(acetylamino)-4(3*H*)-quinazolinones (**8**) was achieved using alkyl lithium reagents whereas nucleophilic attack at the imine bond occurred, giving the corresponding 1,2-addition products (**9**) (Figure 5)⁴⁵.

**Figure 5.** Synthesis of compound **9** derivatives

Synthesis and biological activities of 4(3H)-quinazolinone and benzotriazepine derivatives

(B) *Isatoic Anhydrides*

The reaction of the isatoic anhydrides (**10**) with different amines in ethanol afforded the amide intermediates (**11**) which were cyclized in acidic condition in the presence of formaldehyde to give the desired 1,2-dihydro-4(3H)-quinazolinone derivatives (**12**) (Figure 6)⁴⁶.

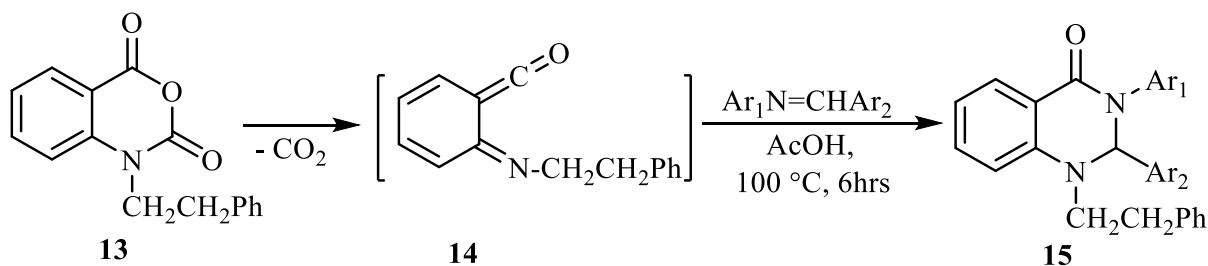


$\text{R}_1 = \text{Br}, 4\text{-Br-2-FC}_6\text{H}_3\text{CH}_2, \text{CH}_3\text{OCOCH}_2$;

$\text{R}_2, \text{R}_3 = t\text{-BuOCOCH}_2, 3,4\text{-Cl}_2\text{C}_6\text{H}_3\text{CH}_2, \text{H}, \text{EtOCOCH}_2, 4\text{-CH}_3\text{OC}_6\text{H}_4\text{CH}_2$.

Figure 6. Synthesis of compound **12** derivatives

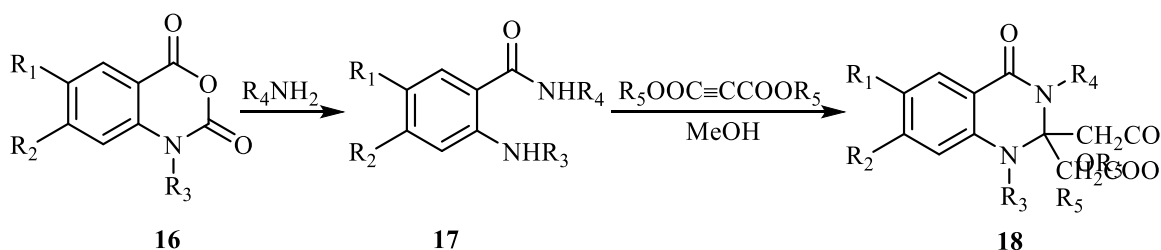
Moreover, the dihydroquinazolinones (**15**) were obtained via [4+2] cycloaddition of the decarboxylated intermediate (**14**) of isatoic anhydride (**13**) with different azomethines (Figure 7)⁴⁶.



$\text{Ar}_1, \text{Ar}_2 = \text{Different Aromatic Rings}$.

Figure 7. Synthesis of compound **15** derivatives

The aminoamides (**17**), obtained from the isatoic anhydrides (2H-3,1-benzoxazine-2,4-diones) (**16**), were cyclized using acetylenedicarboxylic esters to afford the diesters (**18**) (Figure 8)⁴⁶.

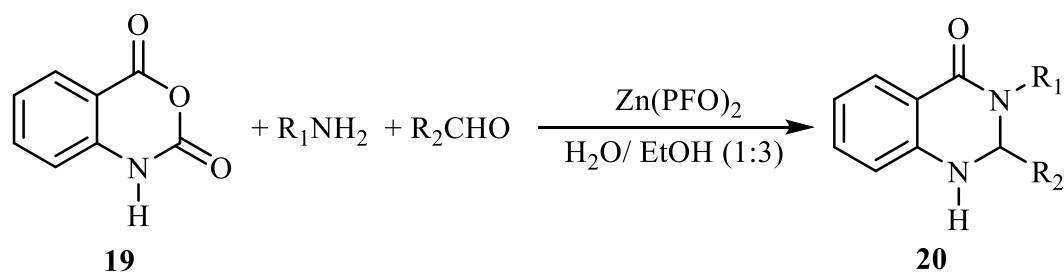


$\text{R}_1 = \text{H}, -\text{Cl}, -\text{OCH}_3$; $\text{R}_2 = \text{H}, -\text{OCH}_3$; $\text{R}_1, \text{R}_2 = -\text{OCH}_2\text{O}-$; $\text{R}_3 = \text{H}, -\text{CH}_3$;

$\text{R}_4 = -\text{CH}_3, \text{HOCH}_2, 2\text{-ClC}_6\text{H}_4, 4\text{-ClC}_6\text{H}_4, t\text{-BuCO}, -\text{OCH}_3$; $\text{R}_5 = -\text{CH}_3, -\text{C}_2\text{H}_5$.

Figure 8. Synthesis of compound **18** derivatives

Three-components one-pot cyclocondensation reaction of isatoic anhydride (**19**) with amines and aldehydes was conducted under the effect of zinc (II) perfluorooctanoate [Zn(PFO)₂] to afford the corresponding quinazolinone derivatives (**20**) in good yields (Figure 9)⁴⁷.

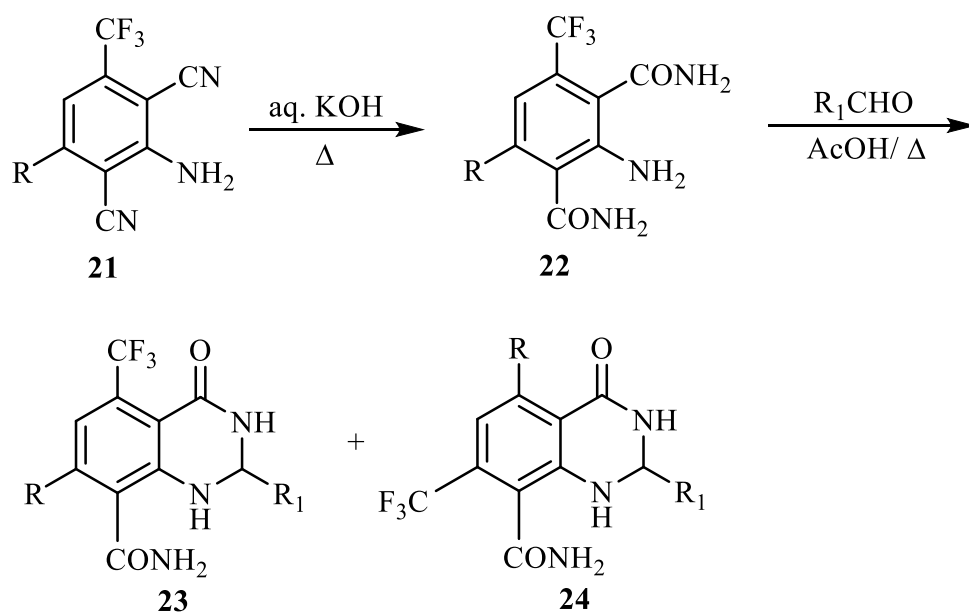


$R_1, R_2 =$ Different alkyl groups.

Figure 9. Synthesis of compound **20** derivatives

(C) From Anthranilic Acid and Its Derivatives

An interesting trifunctional intermediate (**21**) was hydrolyzed to give 2,6-dicarboxamido aniline (**22**) which was cyclized with different aldehydes to give two regioisomers of 1,2-dihydro-4(3H)-quinazolinones (**23**) and (**24**) (Figure 10)⁴⁸.

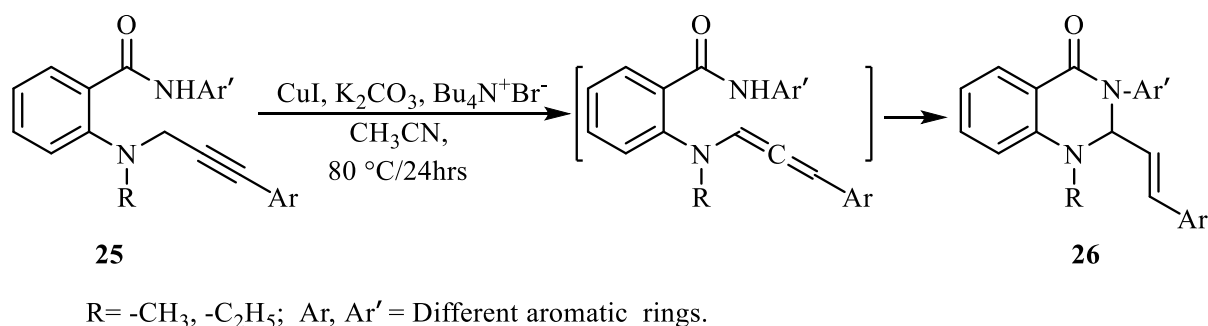


$R, R_1 = -CH_3, -C_6H_5$.

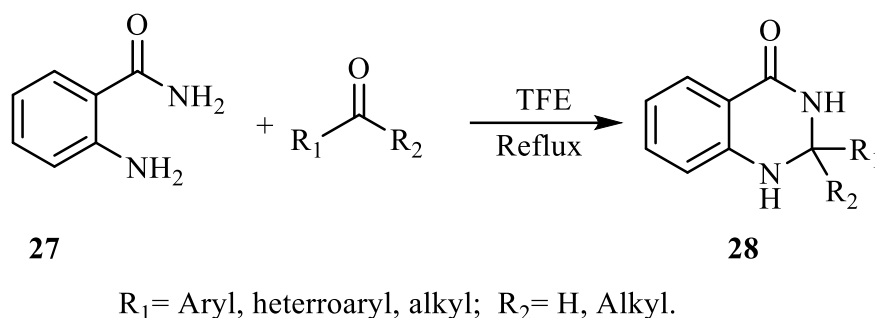
Figure 10. Synthesis of compounds **23** and **24** derivatives

The alkyne derivatives (**25**) underwent a highly regio- and stereoselective cyclization in the presence of CuI, K₂CO₃ and n-Bu₄N⁺Br⁻ in acetonitrile to furnish the required quinazolinones (**26**) in good yields (Figure 11)⁴⁵.

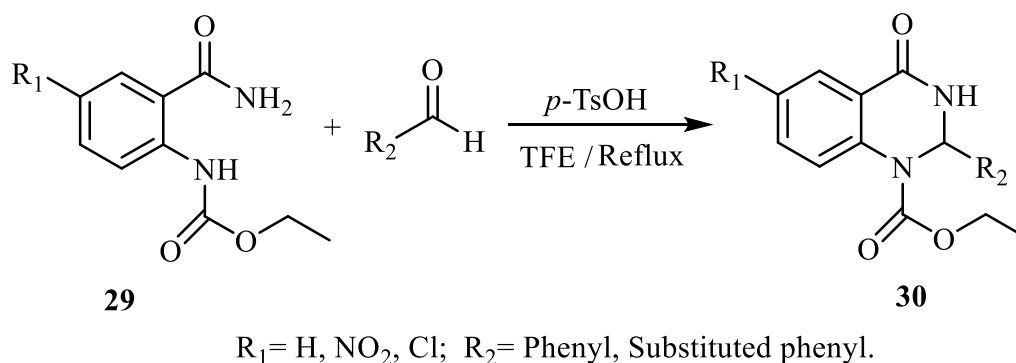
Synthesis and biological activities of 4(3H)-quinazolinone and benzotriazepine derivatives

**Figure 11.** Synthesis of compound **26** derivatives

2-Substituted-2,3-dihydro-4(1*H*)-quinazolinones (**28**) were obtained in high yields by Qiao *et al.* through condensation of anthranilamide (**27**) with aryl, alkyl or heteroaryl aldehydes or ketones in the refluxing 2,2,2-trifluoroethanol (TFE) (Figure 12)⁴⁹.

**Figure 12.** Synthesis of compound **28** derivatives

Ethyl 2,6-disubstituted-2,3-dihydro-4(1*H*)-quinazolinone-1-carboxylates (**30**) were developed by condensation of substituted ethyl (2-carbamoylphenyl)carbamate (**29**) with alkyl, aromatic or heteroaromatic aldehydes in TFE or hexa-fluoroisopropanol using *p*-toluenesulfonic acid as catalyst (Figure 13)⁵⁰.

**Figure 13.** Synthesis of compound **30** derivatives

Anthranilic acid (**2**) and cyclohexanone were heated under reflux to give spiro[benzo[d][1,3]oxazine-2,1'-cyclohexan]-4(1*H*)-one (**31**) which reacted with the appropriate sulfa drugs in glacial acetic acid resulted in 4-(4'-oxo-1'*H*-spiro[cyclohexane-1,2'-quinazolin]-3'-(4'*H*)-yl)benzenesulfonamide (**32**) (Figure 14)⁵¹.

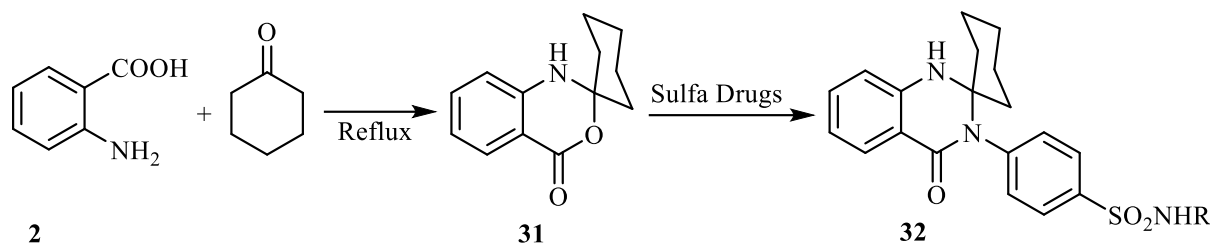
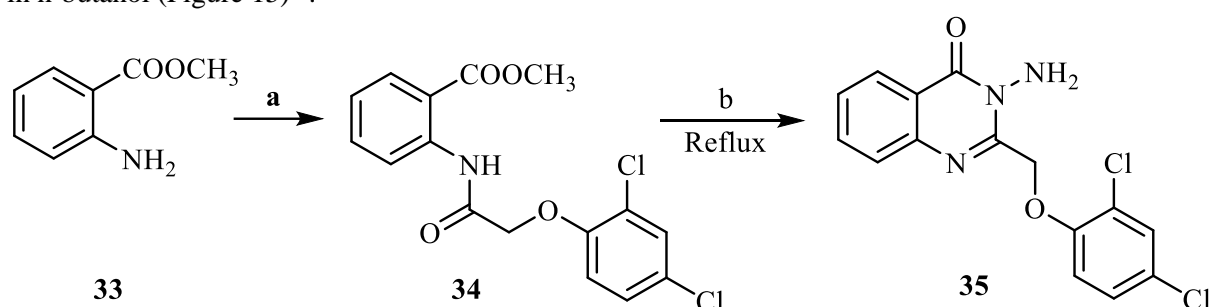


Figure 14. Synthesis of compound **32** derivatives

Moreover, Abbas S. E. *et al* synthesized 3-amino-2-(2,4-dichlorophenoxy)methyl-3,4-dihydroquinazolin-4-one (**35**) from methyl anthranilate (**33**) which was reacted with 2,4-dichlorophenoxyacetyl chloride to give the intermediate (**34**) followed by reflux with hydrazine hydrate in n-butanol (Figure 15)⁵².



a= 2,4-dichlorophenoxyacetyl chloride, dry ether, TEA, rt 24h;
b= hydrazine hydrate (85%), n-butanol.

Figure 15. Synthesis of compound **35**

2.2. Chemistry of Benzotriazepines

Numerous isomeric ring systems are possible in the seven-membered rings with three heteroatoms (triheteroepines), depending upon the type and the relative positions of the three heteroatoms and the degrees of unsaturation. For benzotriazepines, there are five classes based on the position of the three nitrogen atoms: 1,2,3-Benzotriazepine (**36**), 1,2,4-benzotriazepine (**37**), 1,3,4-benzotriazepine (**38**), 1,2,5-benzotriazepine (**39**), and 1,3,5-benzotriazepine (**40**) (Figure 16)⁵³.

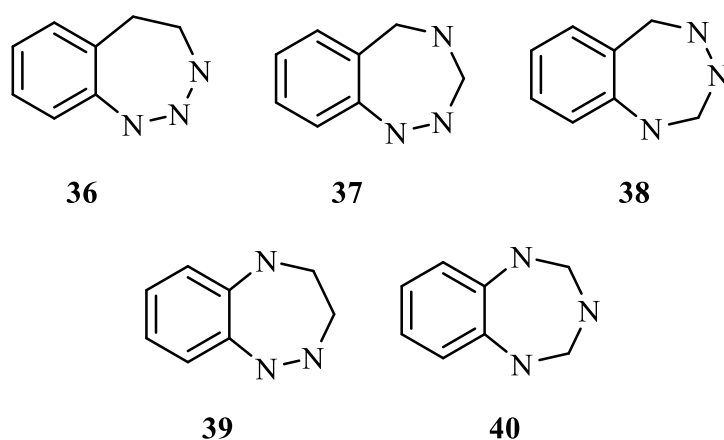


Figure 16. Classes of benzotriazepines

Synthesis and biological activities of 4(3H)-quinazolinone and benzotriazepine derivatives

The present part represent a brief outline of different methods for preparation of benzotriazepines especially 1,3,4-type.

(A) *From Isatoic Anhydrides*

Anthranilic acid hydrazide (**41**) obtained from isatoic anhydride represents a good precursor for 1,3,4-benzotriazepine, since its cyclization with active carbonyl compounds as phosgene or ethyl chloroformate afforded 1,3,4-benzotriazepinedione (**42**)⁵⁴⁻⁵⁶. Similarly, the intermediate (**41**) was cyclized upon using aldehydes or ortho ester to afford the benzotriazepine (**43**) or (**44**) (Figure 17)^{54,56-57}.

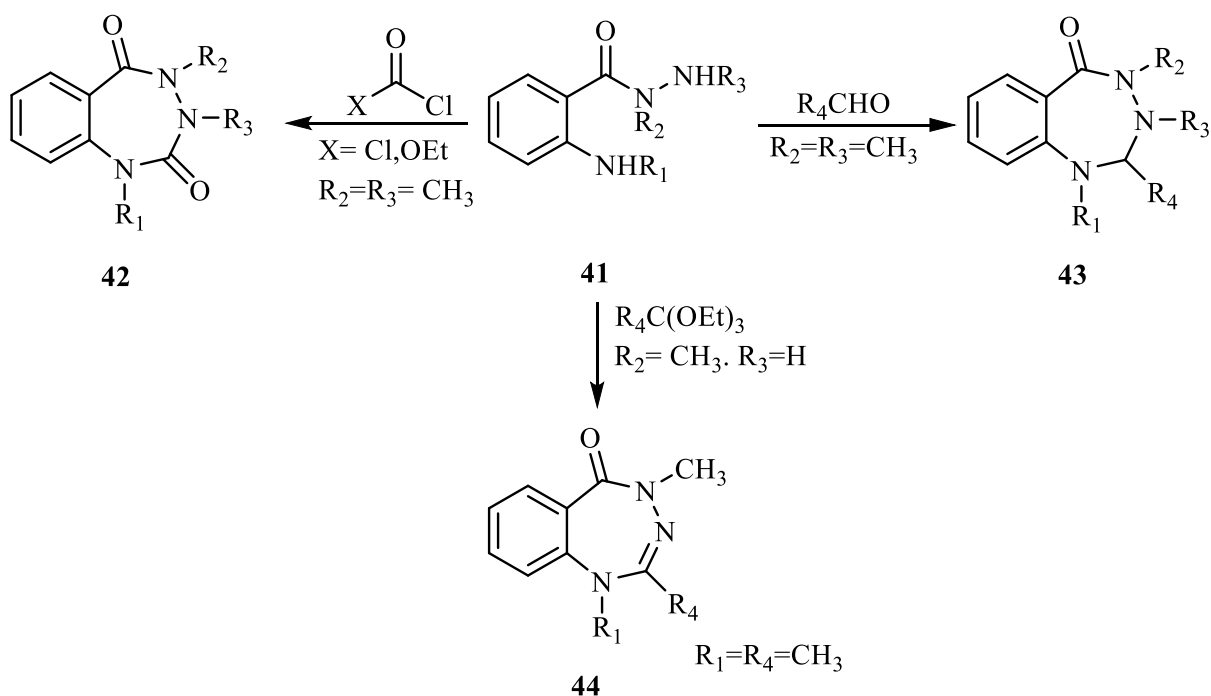


Figure 17. Synthesis of compounds **42**, **43** and **44** derivatives

Cyclization of *N'*-(2-(methylamino)benzoyl)nicotinohydrazide (**45**) with formaline/acetic acid resulted in formation of *N*-(1-methyl-4-oxo-1,2-dihydroquinazolin-3(4H)-yl)nicotinamide (**46**). Whereas, by cyclization of *N*-(2-(methylamino)benzoyl)isonicotinohydrazide (**47**) with formaline/acetic acid, the 3-isonicotinoyl-1-methyl-3,4-dihydro-1H-benzo[e][1,2,4]triazepin-5(2H)-one (**48**) was obtained (Figure 18).⁵⁸

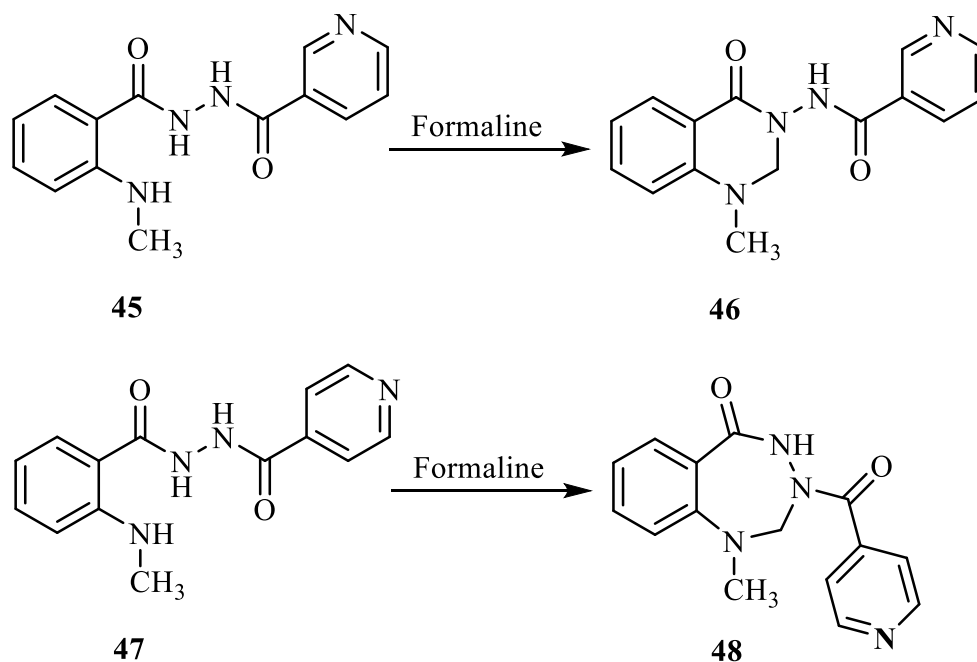


Figure 18. Synthesis of compounds **46** and **48**

(B) From Diamines

Treatment of asymmetrically alkylated diamines (**49**) with phenyl isocyanatoformate led to the formation of 1,3,5-benzotriazepine-2,4-dione derivatives (**50**) (Figure 19)⁵⁹.

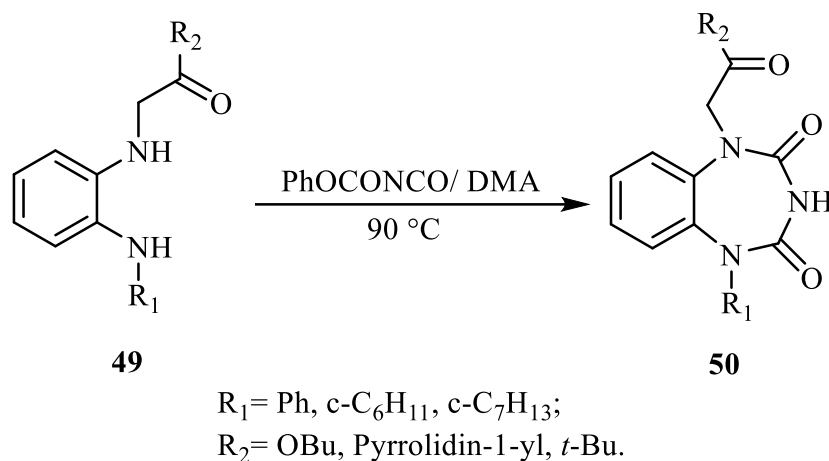


Figure 19. Synthesis of compound **50** derivatives

2-[(2-Aminophenylimino) imidazolidines (**51**) were subjected to react with a variety of aldehydes and ketones in the presence of ZnCl_2 at room temperature to give the complexes (**52**) which under the effect of methanolic NaOH solution gave 1,2,3,5-tetrahydroimidazo[2,1-b] [1,3,5] benzotriazepines (**53**) (Figure 20)⁶⁰.

Synthesis and biological activities of 4(3H)-quinazolinone and benzotriazepine derivatives

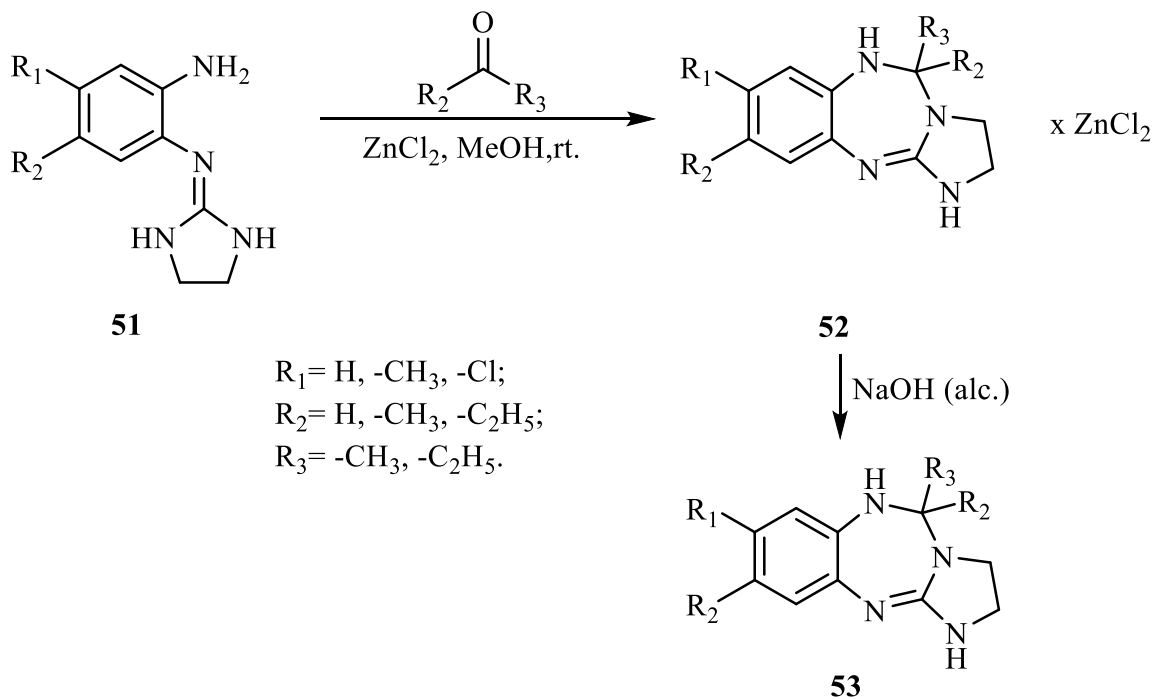


Figure 20. Synthesis of compound 53 derivatives

(C) *From Thiosemicarbazide Intermediates*

The thiosemicarbazide intermediates (**55**), which were synthesized by treating 2-benzoylphenylisothiocyanates (**54**) with hydrazine hydrates, were cyclized under the effect of heat in n-propanol solvent to give the benzotriazepines (**56**) (Figure 21)⁶¹.

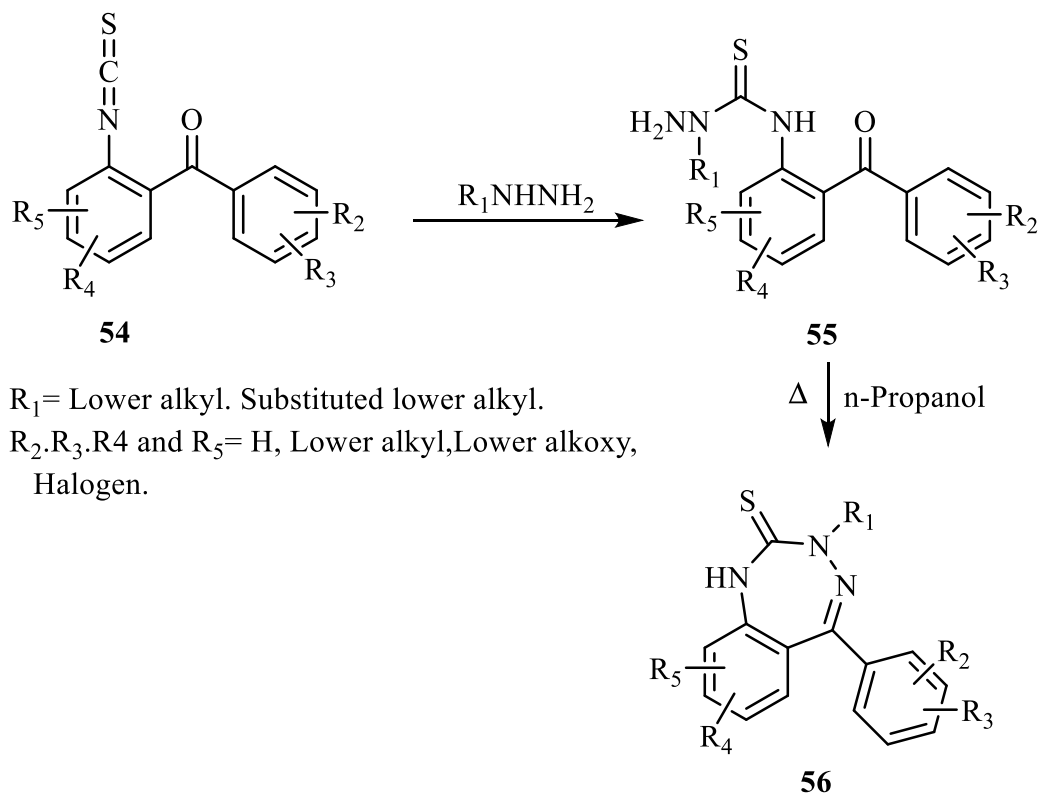


Figure 21. Synthesis of compound 56 derivatives

(D) From Other Heterocyclic Compounds

Alexandre *et al* described the synthesis of substituted 1,3,4-triazepine-2,5-diones (**58**) starting from 4-oxo-4H-benzo[d][1,3]oxazine-2-carbonitrile (**57**) (Figure 22)⁶².

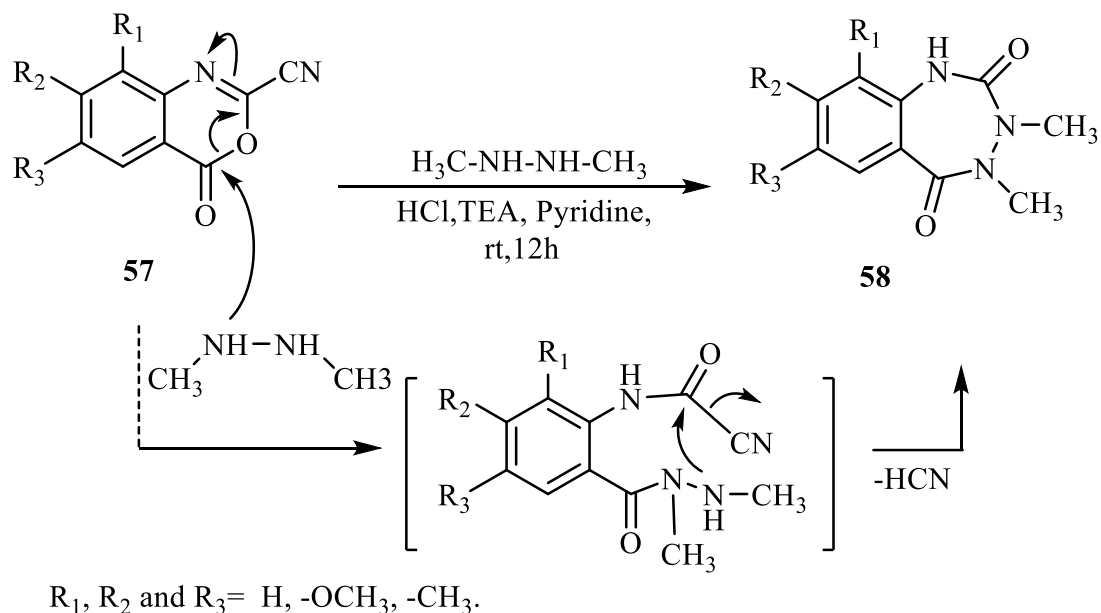


Figure 22. Synthesis of compound **58** derivatives

(E) From Anthranilic Acid Derivatives

Benzo[e][1,2,4]triazepines (**63**) were synthesized starting from compound (**59**) as in the following (Figure 23)⁶³:

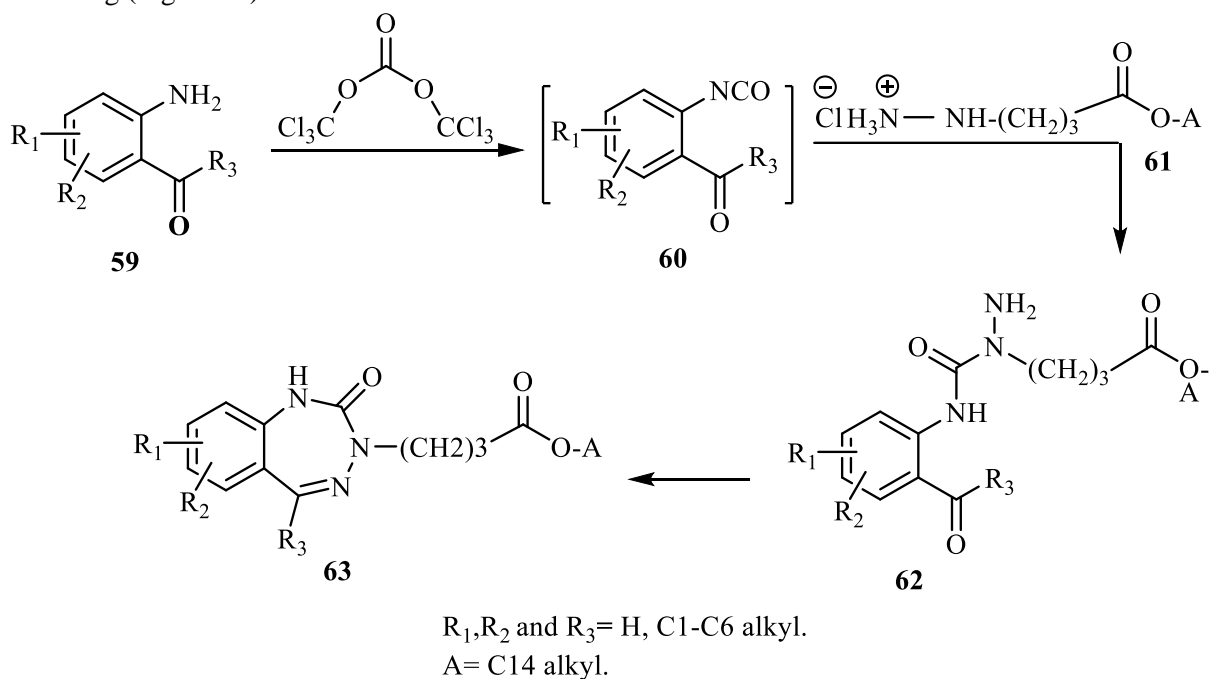
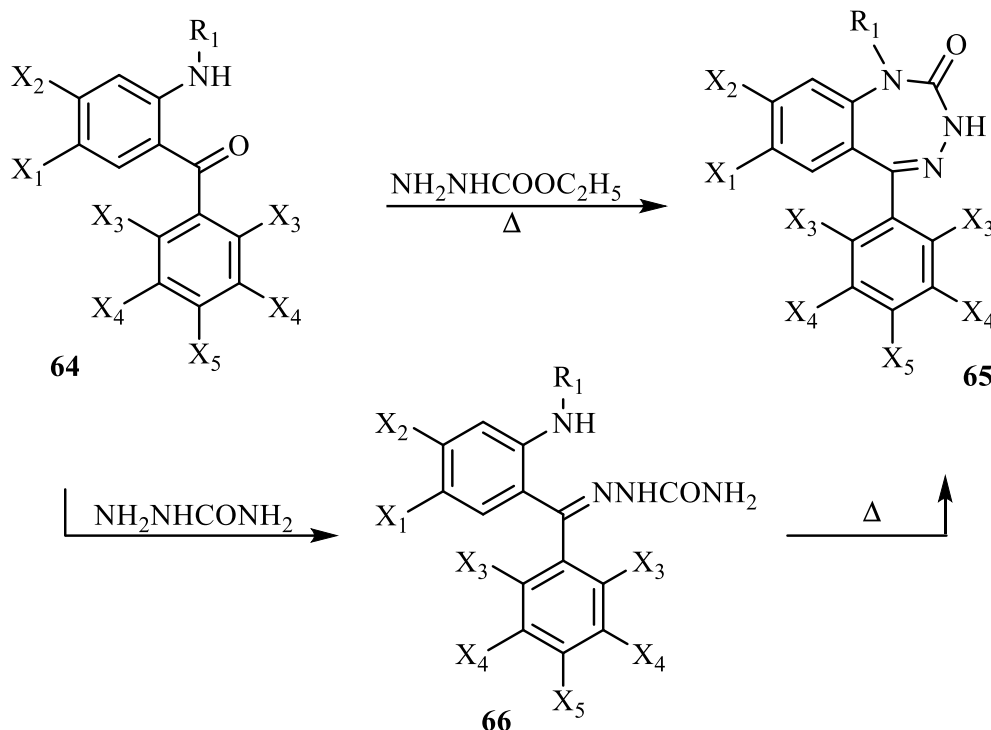


Figure 23. Synthesis of compound **63** derivatives

Synthesis and biological activities of 4(3H)-quinazolinone and benzotriazepine derivatives

The benzotriazepines (**65**) were prepared from the commercially available intermediates (**64**) and ethyl carbazide or from the corresponding hydrazones (**66**) at elevated temperatures (Figure 24)⁶⁴.



$X_{1-5} = \text{H}$, Halogen, C_{1-4} alkyl, hydroxyl, amino.

$R_1 = \text{H}$, C_{1-4} alkyl, C_{1-4} alkenyl.

Figure 24. Synthesis of compound **65** derivatives

3. Biological activity

3.1. Biological Activity of 4(3H)-Quinazolinones

3.1.1. Historical Overview

Interest in the medicinal chemistry of quinazoline derivatives was stimulated in the early 1950's with the elucidation of a quinazoline alkaloid, 3-[β -keto- γ (3-hydroxy-2-piperidyl)-propyl]-4-quinazolinone (**67**), from an Asian plant known for its antimalarial properties. In a quest to find additional antimalarial agents, various substituted quinazolines have been synthesized, of particular importance was the synthesis of the derivative 2-methyl-3-*o*-tolyl-4-(3H)-quinazolinone (**68**). This compound, known by the name methaqualone, though ineffective against protozoa, was found to be a potent hypnotic⁶⁵. Since the introduction of methaqualone and its discovery as a hypnotic, the pharmacological activity of quinazolinones and related compounds has been investigated (Figure 25).

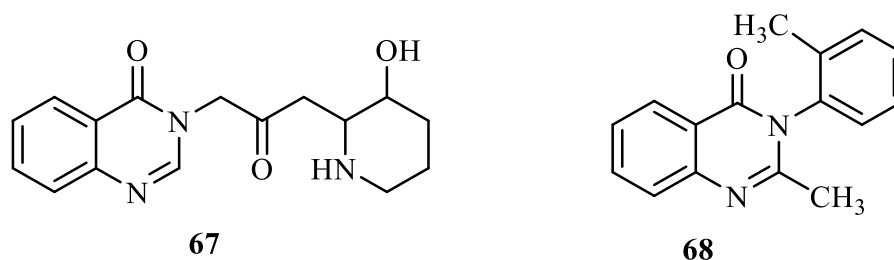


Figure 25. Structure of compounds **67** and **68**

Quinazolinones and their derivatives therefore are now known to have a wide variety of biological properties including anti-inflammatory, antitumor, antimicrobial, hypnotic, sedative, analgesic and anticonvulsant effects⁶⁶.

(A) Anti-Inflammatory Activity

Diproqualone (Algopriv[®], **69**), 4(3*H*)-quinazolinone derivative, is a well known drug which used primarily for the treatment of inflammatory pain associated with osteoarthritis (Figure 26)⁶⁷.

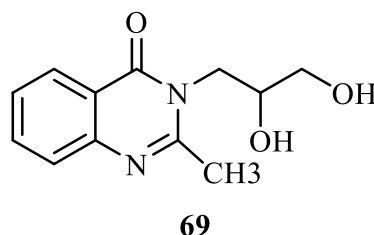


Figure 26. Structure of diproqualone

Santagati *et al* synthesized a series of 4(3*H*)-quinazolinone derivatives (**70**) which significantly reduced prostaglandin E2 (PGE2) levels even more than the reference drug tolmetin and significantly lower protein concentration and polymorphonuclear leukocytes number compared to the control group (Figure 27)⁶⁸.

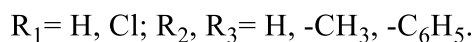
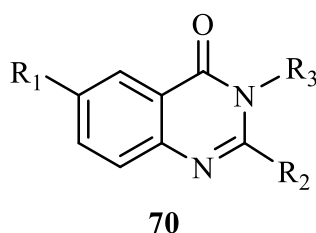
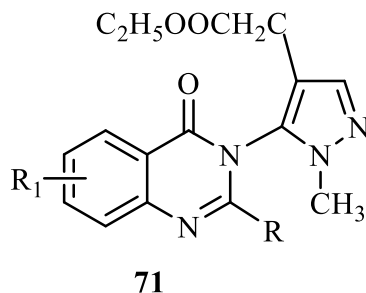


Figure 27. Structure of compound **70** derivatives

Moreover, several new ethyl 1-methyl-5-(substituted 3,4-dihydro-4-oxoquinazolin-3-yl)-1*H*-pyrazol-4-acetate (**71**) were synthesized and some of them showed appreciable anti-inflammatory activity with low ulcerogenic index (Figure 28)⁶⁹.

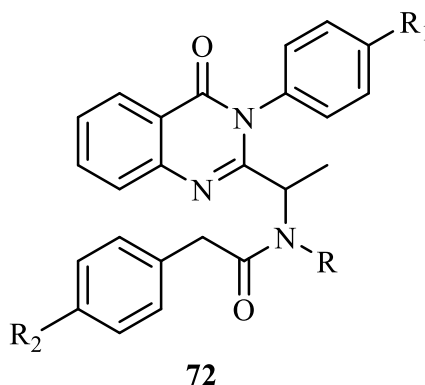
Synthesis and biological activities of 4(3H)-quinazolinone and benzotriazepine derivatives



R= H, -CH₃, -C₂H₅, -C₆H₅; R₁= 6-Cl, 7-Cl, 8-CH₃.

Figure 28. Structure of compound **71** derivatives

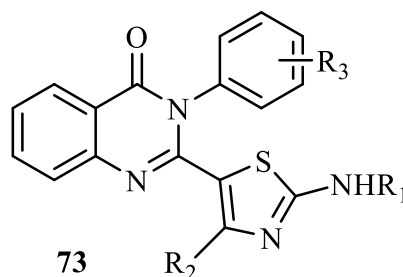
A series of 4(3H)-quinazolinones **72** were developed and found to be useful in treatment of rheumatoid arthritis and inflammatory bowel diseases (Figure 29)⁷⁰.



R= -(CH₂)₂N(CH₃)₂, -(CH₂)₂OMe, (CH₂)₂OEt, -(CH₂)₂CH₃, CH₂-2-thiazolyl,
-CH₂-2-pyridyl, -CH₂-4-(1-Methyl-imidazolyl).
R₁= -F, -OEt, -Cl, -CH₃; R₂= -CF₃, phenyl.

Figure 29. Structure of compound **72** derivatives

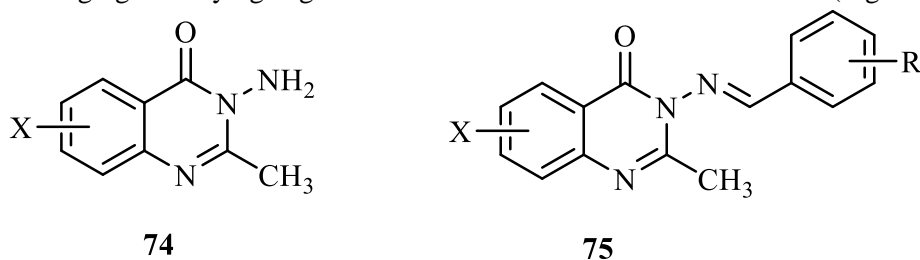
In addition, a series of 2-(2,4-disubstituted-thiazol-5-yl)-3-aryl-4(3H)-quinazolinone derivatives (**73**) were synthesized and most of them exhibited significant efficacy in vivo model of inflammation (Figure 30)⁷¹.



R= -CH₃, -C₆H₄, *p*-ClC₆H₄, *p*-CH₃C₆H₄.
R₂= -CH₃, -C₆H₅, -NH₂; R₃= H, -Cl, -CH₃, -OCH₃, -COCH₃.

Figure 30. Structure of compound **73** derivatives

2-Methyl-3-amino-4(3*H*)-quinazolinone (**74**) and 2-methyl-3-(arylidene-amino)-4(3*H*)-quinazolinone (**75**) derivatives were synthesized and found to exhibit anti-inflammatory activity at a dose level of 50 mg/kg. in varying degree from 16.3 to 36.3% inhibition of edema (Figure 31)⁷².



X = H, 6-Br; R = H, *p*-Cl, *p*-OH, *p*-OCH₃.

Figure 31. Structure of compounds **74** and **75** derivatives

A novel series of spiro[(2*H*,3*H*)quinazoline-2,1cyclohexan]-4(1*H*)-one derivatives were synthesized and evaluated as anti-inflammatory and analgesic activities. It is observed that compound (**76**) showed the greatest activity and G.I.T. safety profile in experimental rats among this series (Figure 32)⁵¹.

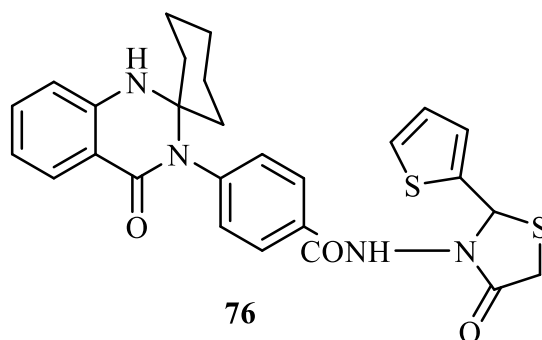


Figure 32. Structure of compound **76**

2-[5-Cyano-6-(4-hydroxyphenyl)-4-phenylaminopyrimidin-2-yl-sulfanyl]-N-[2-(2,4-dichlorophenoxy)methyl]-4-oxo-4*H*-quinazolin-3-yl]acetamide (**77**) was synthesized and evaluated as anti-inflammatory (selective inhibitors to COX-2) and it was found that compound was the most active and the safest one (Figure 33)⁵².

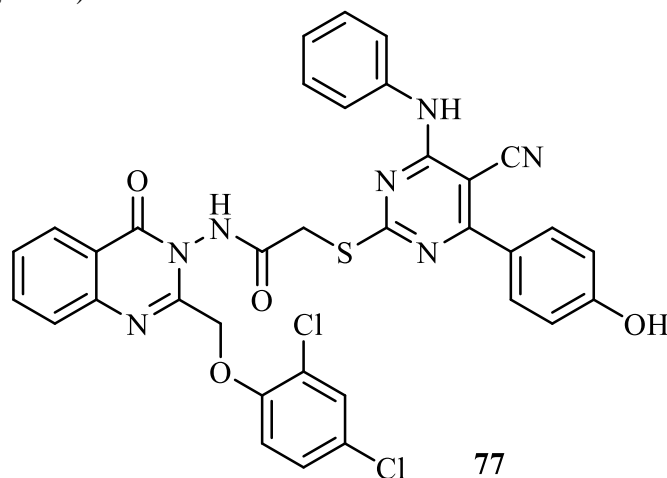
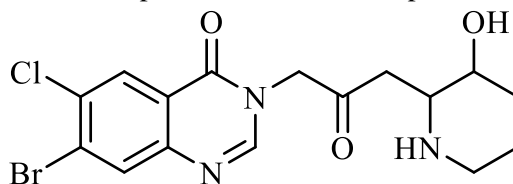


Figure 33. Structure of compound **77**

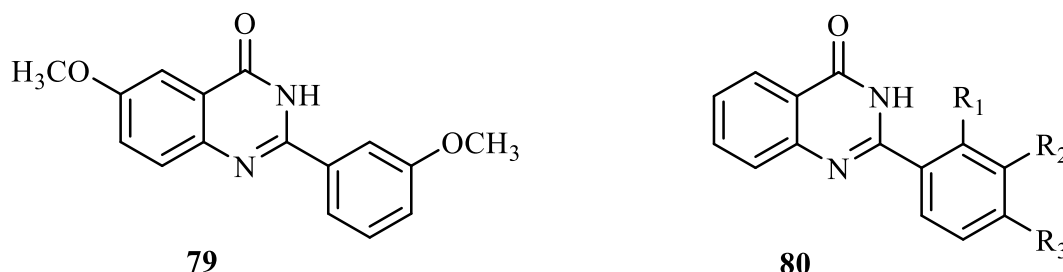
Synthesis and biological activities of 4(3H)-quinazolinone and benzotriazepine derivatives

(B) Antitumor Activity

Halofuginone (Tempostatin[®], **78**) is a synthetic derivative of a quinazolinone alkaloid showing anti-angiogenic, anti-metastatic and anti-proliferative effects in preclinical studies (Figure 34)⁷³.

**78****Figure 34.** Structure of halofuginone

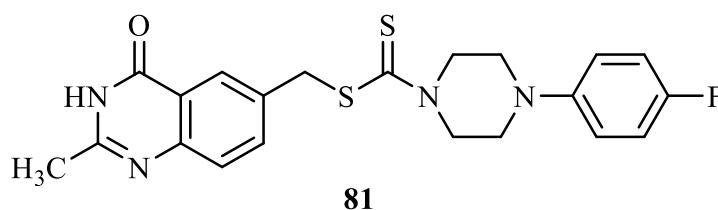
The 4(3H)-quinazolinone (**79**) displayed significant growth inhibitory action against a panel of tumor cell lines and it was found to be a potent inhibitor of tubulin polymerization. 4(3H)-Quinazolinone derivatives (**80**) displayed selective activity against epidermoid carcinoma of the nasopharynx (Figure 35)⁷⁴.

**79****80**

$R_1 = \text{H, F}; R_2 = \text{H, F}; R_3 = \text{H, F}.$

Figure 35. Structure of compounds **79** and **80** derivatives

Moreover, a series of 4(3H)-quinazolinone derivatives with dithiocarbamate side chain were synthesized and tested for their *in vitro* antitumor activity against human myelogenous leukemia (K562) cells. Among them, compound **81** exhibited significant inhibitory activity against K562 cells (Figure 36)⁷⁵.

**81****Figure 36.** Structure of compound **81**

Compound **82** exhibited a significant antitumor activity. Also, among quinazolinone analogs to methotrexate (MTX) structure, compound **83** was found to be the most active one as antitumor agent (Figure 37)⁷⁶.

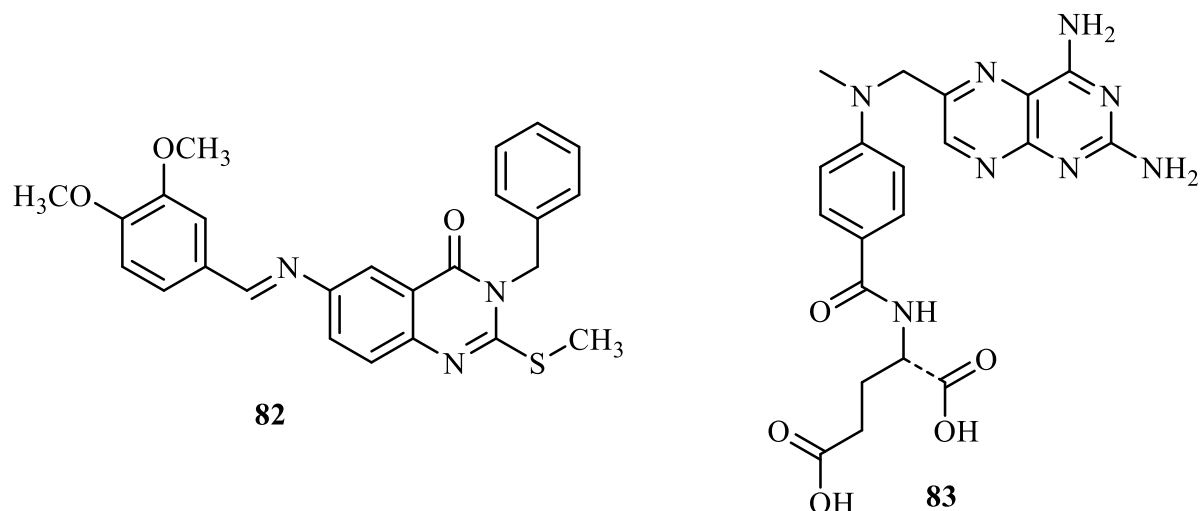


Figure 37. Structure of compounds **82** and **83**

Some 2-(thiophen-2-yl)quinazolin-4(3*H*)-one derivatives were prepared and their biological study as antitumor agents revealed that compound **54** was the most active as compared to the clinically used drug 5-fluorouracil (Figure 38)⁷⁷.

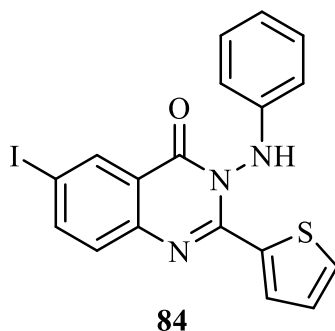


Figure 38. Structure of compound **84**

Converso *et al* succeeded in the synthesis of a thioquinazolinone series, among them compound **85** showed great antitumor activity (Figure 39)⁷⁸.

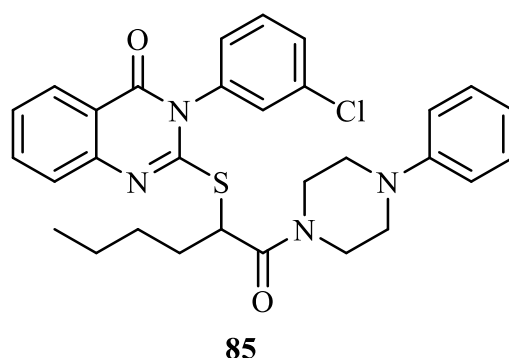


Figure 39. Structure of compound **85**

Some 2,3-disubstituted quinazolin-4(3*H*)-ones were synthesized and evaluated for their anti-tumor activity, among them compound **86** showed great antitumor activity (Figure 40)⁷⁹.

Synthesis and biological activities of 4(3H)-quinazolinone and benzotriazepine derivatives

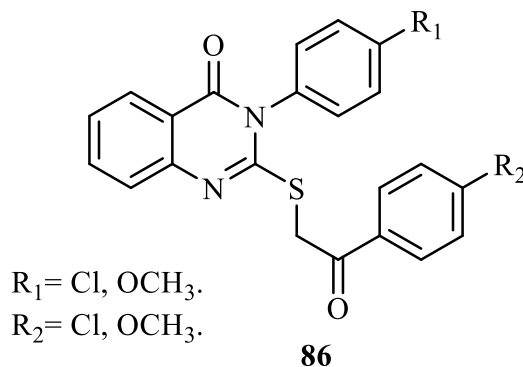


Figure 40. Structure of compound **86** derivatives

A novel series of 7-substituted-4(3H)-quinazolinone were designed, synthesized and evaluated for their antitumor activity. Compound **87** revealed broad-spectrum antitumor effectiveness toward numerous cell lines that belong to different tumor subpanels (Figure 41)⁸⁰.

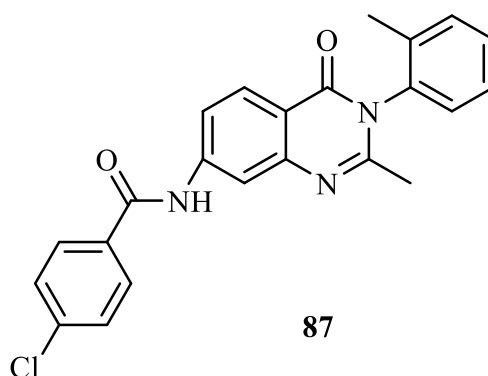


Figure 41. Structure of compound **87**

(C) Central Nervous System Activity

A series of 4(3H)-quinazolinones bearing 1,3,4-thiadiazole and thiazolidinone moieties have been synthesized and screened for their anticonvulsant activity. It was found that compound **88** was the active one in comparison with phenytoin sodium, lamotrigine and sodium valproate as standard drugs (Figure 42)⁸¹.

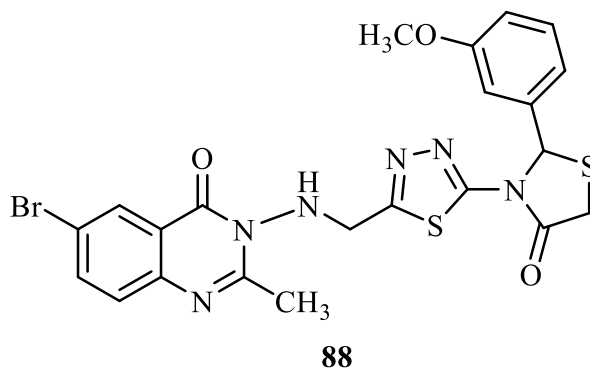
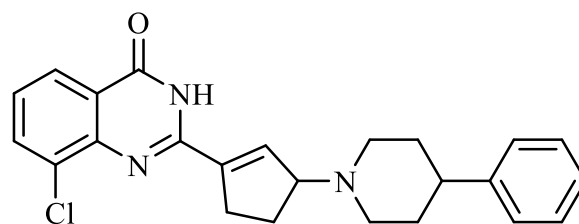


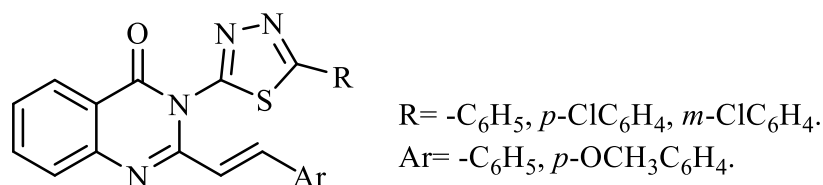
Figure 42. Structure of compound **88**

A successful design of conformationally restricted novel quinazolinone derivatives linked via a cyclopentene moiety as potent poly(ADP-ribose)polymerase-1 (PARP-1) inhibitors has been developed,

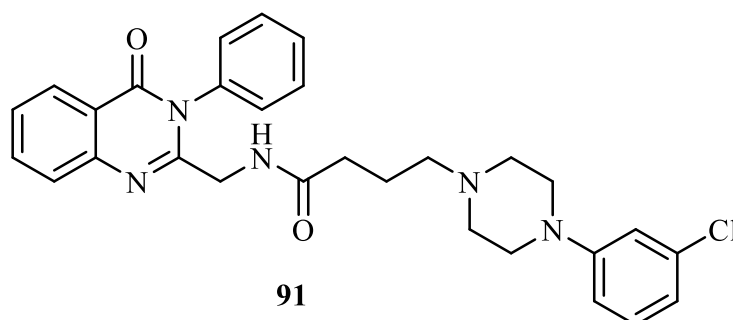
and 8-chloro-2-[(3*S*)-3-(4-phenylpiperidin-1-yl)cyclopent-1-en-1-yl]quinazolin-4(3*H*)-one (**89**), was found to be highly potent and a good brain penetration (Figure 43)⁸².

**89****Figure 43.** Structure of compound **89**

Moreover, a series of 4(3*H*)-quinazolinones carrying 1,3,4-thiadiazole derivatives (**90**) were synthesized and evaluated for their anticonvulsant, sedative and hypnotic activities. Some of them showed anticonvulsant as well as sedative-hypnotic activities (Figure 44)⁸³.

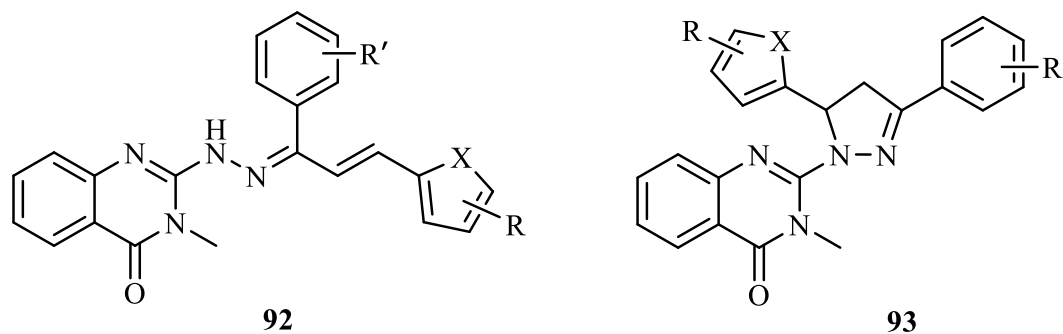
**90****Figure 44.** Structure of compound **90** derivatives

Also, a new series of 4(3*H*)-quinazolinones having aminobutyramide moiety characteristic for the neuroleptics was prepared. Among them compound **91** was found to exhibit antagonistic activity to 5-HT₇ receptor leading to antidepressant-like effects (Figure 45)⁸⁴.

**91****Figure 45.** Structure of compound **91**

In addition, new series of pyrazoline, bearing 4(3*H*)-quinazolinone derivatives were prepared starting from a quinazolinone ring and evaluated for their MAO-A and -B inhibitory activities. Some of the synthesized compounds **92** and **93** showed high activity against both MAO-A and MAO-B isoforms. MAO-A inhibitors have been used mostly in the treatment of mental disorders, in particular depression and anxiety while MAO-B inhibitors could be used in the treatment of Parkinson's disease and perhaps, Alzheimer's disease (Figure 46)⁸⁵.

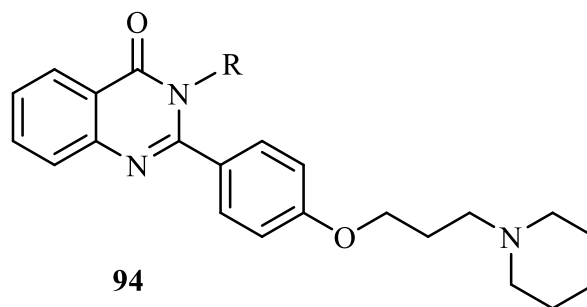
Synthesis and biological activities of 4(3H)-quinazolinone and benzotriazepine derivatives



R' = -CH₃, -Cl, -OCH₃; R = H, 3-Cl, 4-Cl, 4-Br, 4-CH₃, 3-OCH₃, 3,4-di-OCH₃, 4-OCH₃, X = S, O.

Figure 46. Structure of compounds **92** and **93** derivatives

Several 2-[4-(aminoalkoxy)phenyl]-4(3H)-quinazolinone derivatives (**94**) were prepared and found to be a potent human H₃ receptor inverse agonists (Figure 47)⁸⁶.



R = -CH₃, -C₂H₅, -C₆H₅, -C₆H₅CH₂.

Figure 47. Structure of compound **94** derivatives

Several 3-((3-(3,7-dimethylbicyclo[3.3.1]nonan-1-yl)-4-oxo-3,4-dihydroquinazolin-2-yl)methylamino)-2-phenylthiazolidin-4-ones were prepared and screened for their antiparkinsonian activity, and it was found that compound **95** is the most active one among this series (Figure 48)⁸⁷.

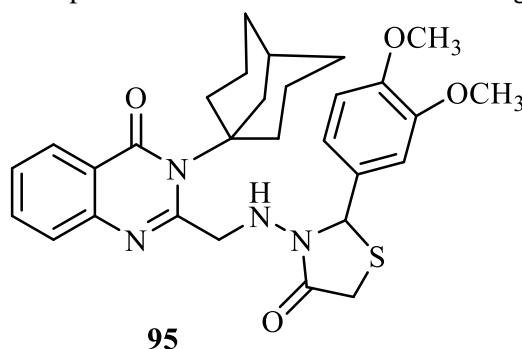


Figure 48. Structure of compound **95**

A novel series of 7-substituted-4(3H)-quinazolinone were designed, synthesized and evaluated for anticonvulsant activity. It was observed that compounds **96** and **97** showed anticonvulsant activity as well as lower neurotoxicity than reference drugs (Figure 49)⁸⁰.

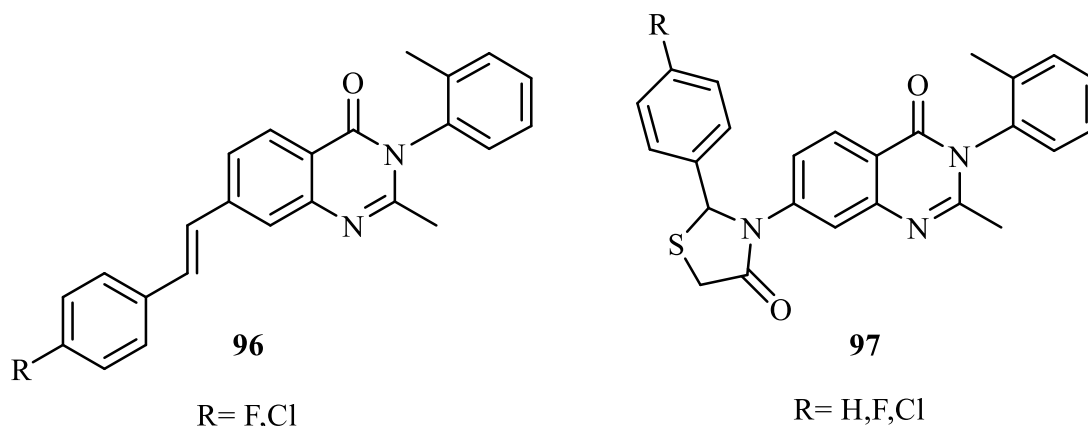


Figure 49. Structure of compounds **96** and **97** derivatives

(D) Cardiovascular System Activity

A new series of N-isopropyl and N-fluoroisopropyl derivatives of the β_1 -adrenergic receptor antagonist. Among them, 2-(4-(3-(tert-butylamino)-2-hydroxypropoxy)phenyl)-6-methoxy-3-methylquinazolin-4(3*H*)-one (**98**) was well synthesized and it is found to be selective towards β_1 -adrenergic receptors (Figure 50)⁸⁸.

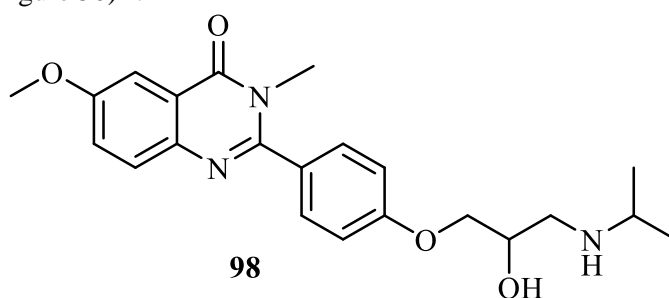
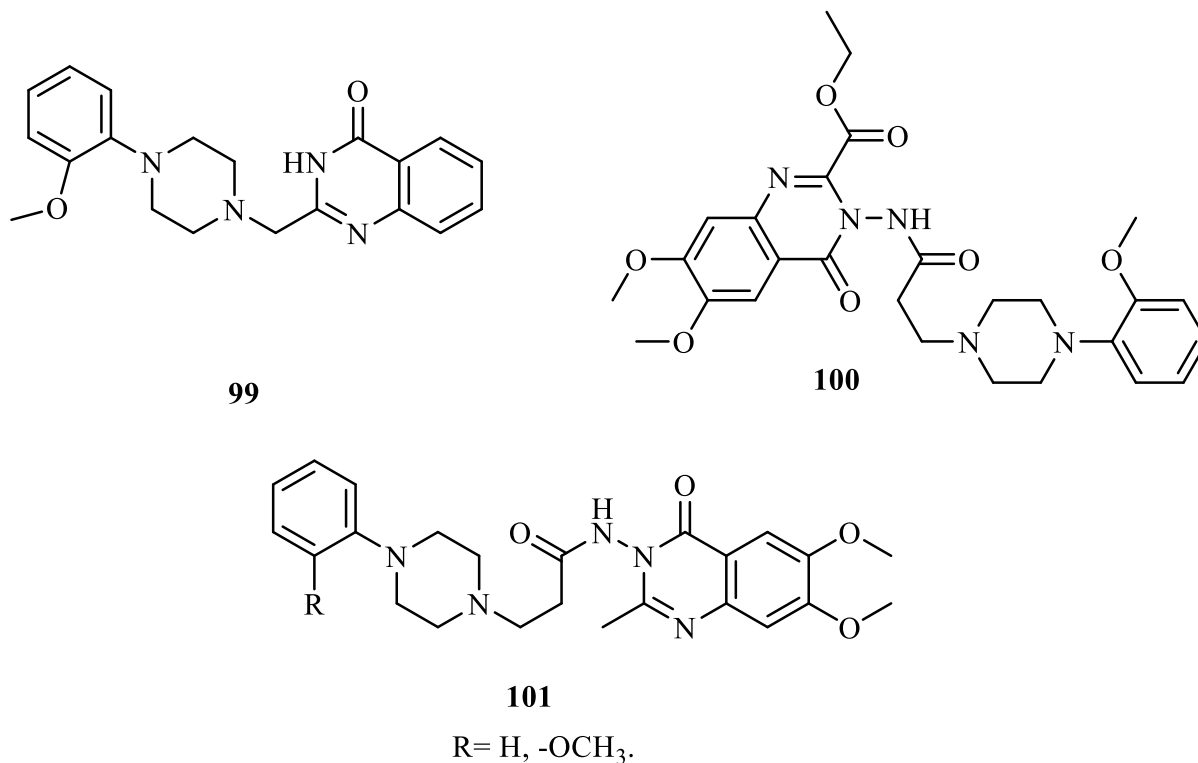


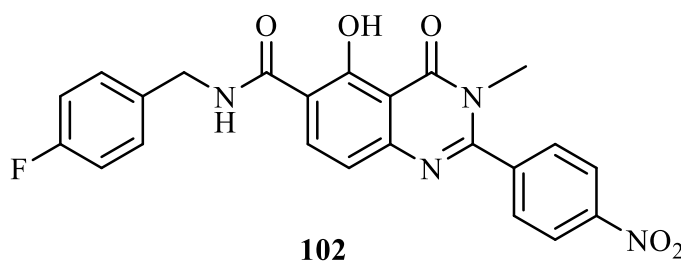
Figure 50. Structure of compound **98**

Moreover, three series of new 2-[(4-substitutedpiperazin-1-yl) methyl]quinazolin-4(3*H*)-ones, ethyl 6,7-dimethoxy-4-oxo-3-[2-(4-substitutedpiperazin-1-yl)acetamido/propanamido]-3,4-dihydroquinazoline-2-carboxylates and their 2-methyl analogues (**99**), (**100**), and (**101**) were designed and synthesized as promising α_1 -adrenoceptor antagonists⁸⁹. These compounds were evaluated for their in vivo hypotensive activity in normotensive cats, and all were found to be active (Figure 51).

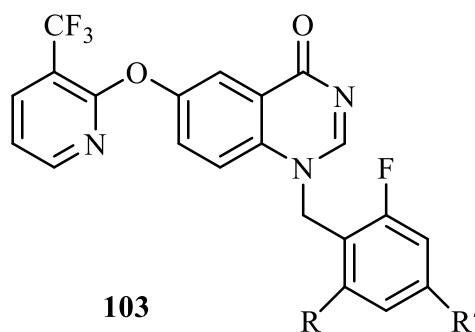
Synthesis and biological activities of 4(3H)-quinazolinone and benzotriazepine derivatives

**Figure 51.** Structure of compounds **99**, **100** and **101** derivatives*(E) Antiviral Activity*

A series of novel quinazolinones (**102**) have been prepared as HIV-1 inhibitors (Figure 52)⁹⁰.

**Figure 52.** Structure of compound **102**

Recently, a new series of 1-benzylquinazolin-4-one derivatives were synthesized and it was found to be inhibitors of the virally-encoded NS5B RNA-dependent RNA polymerase of the hepatitis C virus. Compound **103** showed the greatest activity (Figure 53)⁹¹.

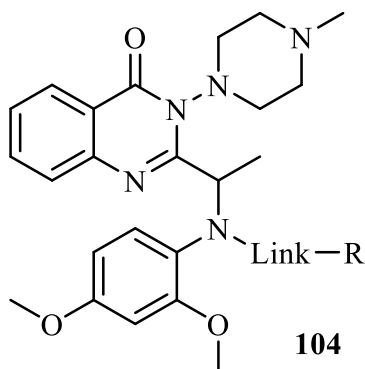


R= -Cl, -CH₃, F; R'= H,-F.

Figure 53. Structure of compound **103** derivatives

(F) Antimicrobial Activity

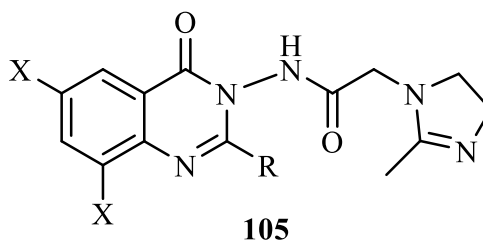
A series of 4(3*H*)-quinazolinone (**104**) was synthesized and most of them showed potent activity against both *Candida albicans* and *Candida glabrata* (Figure 54)⁹².



Link= -CONH₂, CO₂, SO₂; R= 3-ClC₆H₄, 4-OMeC₆H₄, 4-FC₆H₄, 4-ClC₆H₄, 2-ClC₆H₄.

Figure 54. Structure of compound **104** derivatives

Several 2-(2-methyl-4,5-dihydro-1*H*-imidazol-1-yl)-*N*-(4-oxoquinazolin-3(4*H*)-yl)acetamides (**105**) were synthesized and subjected to antimicrobial activity against variety of pathogenic bacteria and fungi. The antimicrobial screening revealed that some of the compounds are moderately active against *Bacillus subtilis* and *Pseudomonas aeruginosa* (Figure 55)⁹³.



X= H, -Br; R=-CH₃, -C₃H₇, -C₆H₅.

Figure 55. Structure of compound **105** derivatives

Series of fused heterocyclic systems, triazolo[4,3-*a*]-quinazolin-5-ones have been synthesized and screened for their antibacterial activity, as well as antifungal activity against different fungi. The

Synthesis and biological activities of 4(3H)-quinazolinone and benzotriazepine derivatives

study revealed that compound **106** derivatives were the most active compounds against fungi, *Aspergillus fumigatus*, *Aspergillus flavus*, Gram-negative bacteria, *Escherichia coli*, *Pseudomonas aeruginosa* and Gram-positive bacteria, *Streptococcus pneumoniae*, *Bacillus subtilis* (Figure 56)⁹⁴.

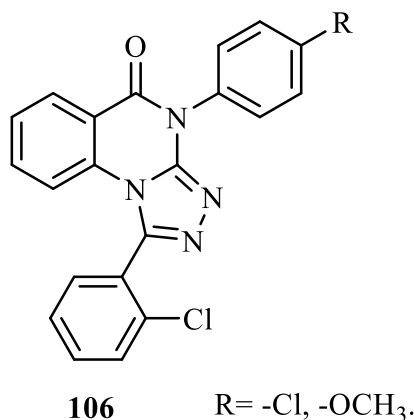


Figure 56. Structure of compound **106** derivatives

Novel 6,8-dibromo-4(3H)quinazolinone derivatives synthesized and evaluated for their anti-bacterial and anti-fungal activities, compound (**107**) was found to exhibit the most potent in vitro anti-microbial activity with the MICs of 1.56, 0.39, 1.56, 1.56, 0.78 and 0.39 $\mu\text{g/ml}$ against *E.coli*, *S.typhimurium*, *L.monocytogenes*, *S. aureus*, *P.aeruginosa*, and *B. cereus* respectively⁹⁵. Also, Compound (**108**) was found to exhibit the most potent in vitro anti-fungal activity with MICs 1.56 and 0.78 $\mu\text{g/ml}$ against *C.albicans* and *A. flavus* (Figure 57).

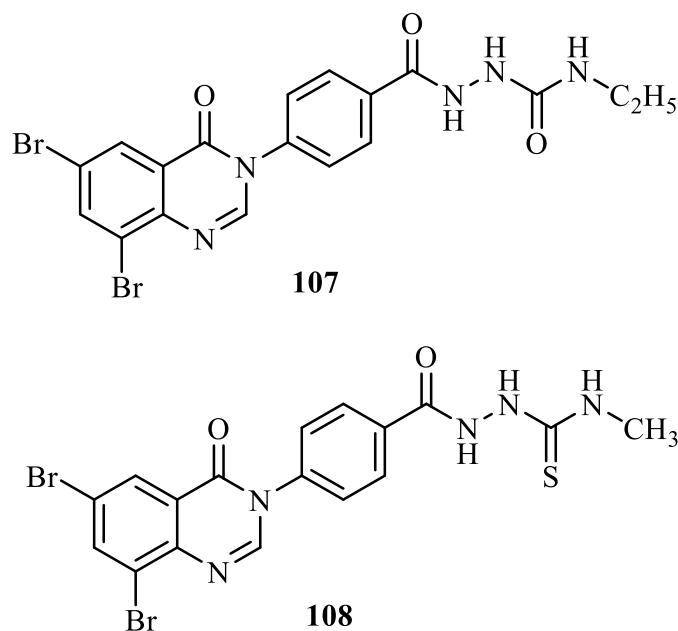


Figure 57. Structure of compounds **107** and **108**

A series of quinazolinone derivatives bearing guanidinopropanoic acid were synthesized, characterized then evaluated for their antimicrobial activity against 11 pathogenic bacteria, 10 pathogenic fungus using ciprofloxacin and Clotrimazole as reference drugs, and it was found that Compound **109** exhibited potent antibacterial and antifungal activity (Figure 58)⁹⁶.

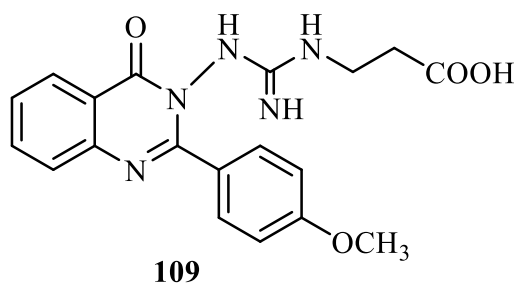


Figure 58. Structure of compound **109**

Some novel fluorine containing 5-arylidene derivatives bearing different pharmacophores and heterocyclic systems like quinazolinone along with 4-thiazolidinone have been synthesized, were evaluated for their *in vitro* antimicrobial activity against Gram-positive bacteria (*Staphylococcus aureus* and *Streptococcus pyogenes*), Gram-negative bacteria (*Escherichia coli* and *Pseudomonas aeruginosa*) and fungi (*Candida albicans*, *Aspergillus niger*, and *Aspergillus clavatus*) using serial broth dilution method. Compound **110** was the most active one⁹⁷. Among them compound **110** showed a great activity (Figure 59).

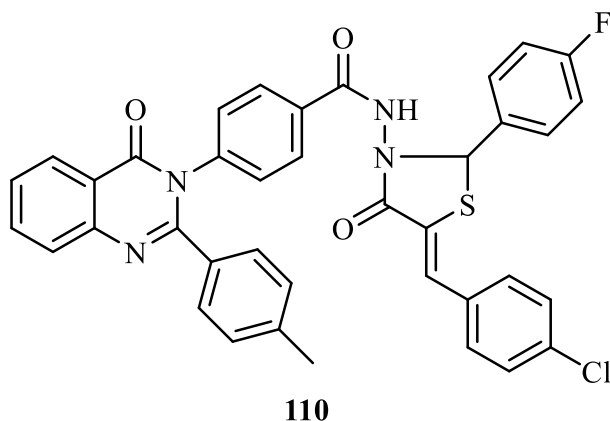


Figure 59. Structure of compound **110**

(G) Calcilytic Activity

Shcherbakova *et al* synthesized a series of 4(3*H*)-quinazolinones (**111**) that block calcium receptor (calcilytics) leading to stimulation of parathyroid hormone release producing anabolic effects in bone and so, can be used for treatment of osteoporosis (Figure 60)⁹⁸.

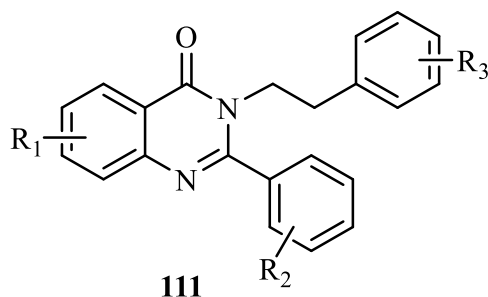


Figure 60. Structure of compound **111**

Synthesis and biological activities of 4(3H)-quinazolinone and benzotriazepine derivatives

(H) Antioxidant Activity

Al-Omar *et al.* synthesized series of 6-iodo-2-propyl-4(3H)-quinazolinone derivatives and these compounds were screened for their antioxidant activity. It was observed that compounds **112** and **113** cause 98% inhibition of aldehydes oxidase (Figure 61)⁹⁹.

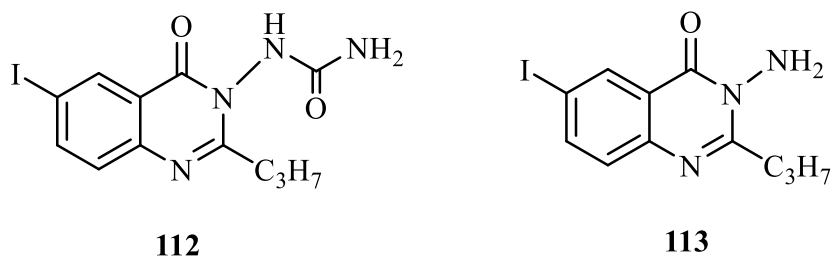


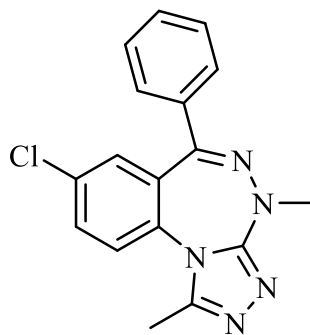
Figure 61. Structure of compounds **112** and **113**

3.2. Biological Activity of Benzotriazepines

Benzotriazepines were found to have various biological activities among of which, C.N.S, anti-cancer, cholecystokinin receptor antagonist and anti-inflammatory activities.

(A) C.N.S Activity

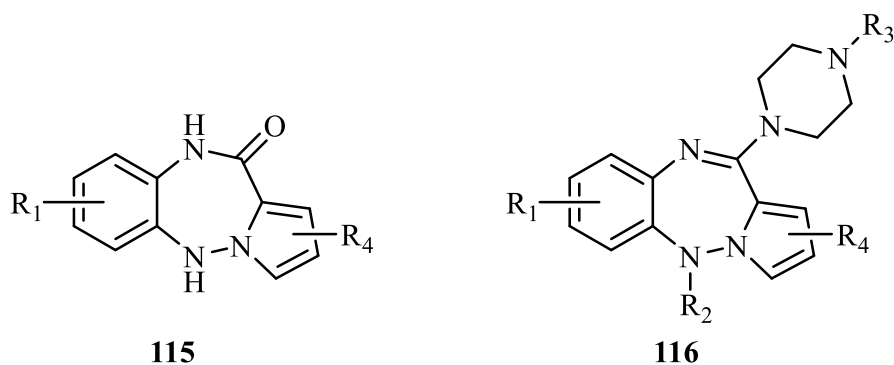
8-Chloro-1,4-dimethyl-6-phenyl-4H-s-triazolo(4,3-a)(1,3,4)benzotriazepine (**114**) was found to have anticonvulsant and antidepressant activities when tested in a mammal. Moreover, it caused 100% protection of mice against metrazole induced seizures at a dose level of 60 mg/kg of body weight (Figure 62)⁶¹.



114

Figure 62. Structure of compound **114**

Benzotriazepines (**115**) and (**116**) were prepared and found to act as neuroleptic agents in the treatment of psychotic disturbances such as schizophrenia. Moreover, some derivatives were found to be useful in the treatment of insomnia owing to their antidepressant and sleep-inducing properties (Figure 63)¹⁰⁰.



$R_1, R_4 =$ H, Halogen, alkyl, alkoxy; $R_2 =$ H, alkyl;
 $R_3 =$ H, alkyl, alkenyl, benzyl.

Figure 63. Structure of compounds **115** and **116** derivatives

A new series of 3,4-dihydro-1H-benzo[e][1,2,4]triazepin-5(2H)-one derivatives were synthesized and evaluated as antipsychotic. It was found that compound **117** had the same antipsychotic activity as reference drug clozapine (Figure 64)⁵⁸.

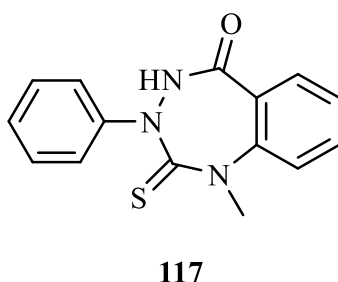
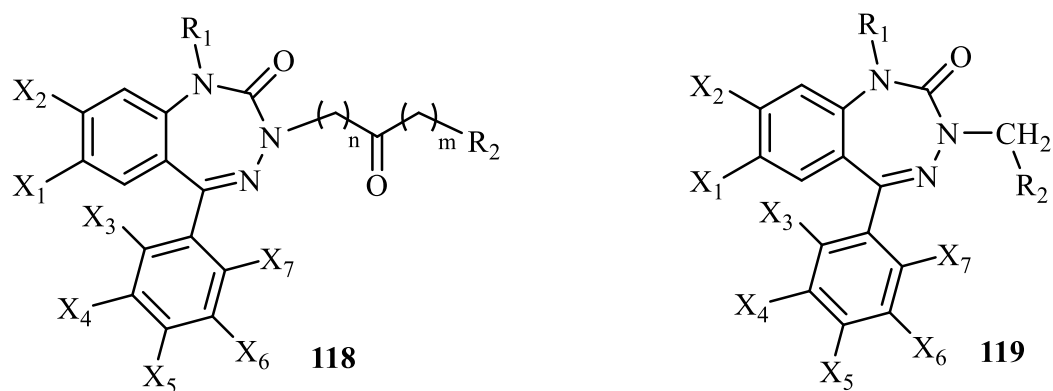


Figure 64. Structure of compound **117**

(B) Anti-cancer Activity

Benzotriazepines (**118**) and (**119**) were synthesized and found to be effective against certain forms of cancer, particularly colon cancers, leukemia, and melanoma (Figure 65)⁶⁴.



$X_{1-7} =$ H, halogen, C_{1-4} alkyl, hydroxyl, amino;
 $R_{1,2} =$ H, C_{1-4} alkyl, C_{1-4} alkenyl; $n, m = 1, 2, 3$.

Figure 65. Structure of compounds **118** and **119** derivatives

Synthesis and biological activities of 4(3H)-quinazolinone and benzotriazepine derivatives

Benzotriazepines (**120**), (**121**) and (**122**) were prepared and found to be potent and highly selective protein interaction inhibitors of bromodomain and extra-terminal (BET) proteins, a family of transcriptional co-regulators that play a key role in cancer cell survival and proliferation (Figure 66)¹⁰¹.

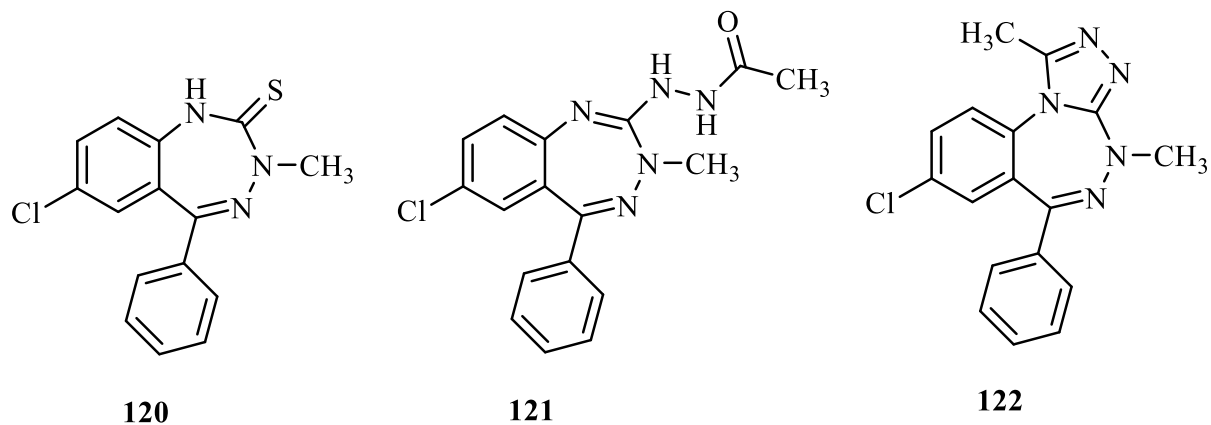
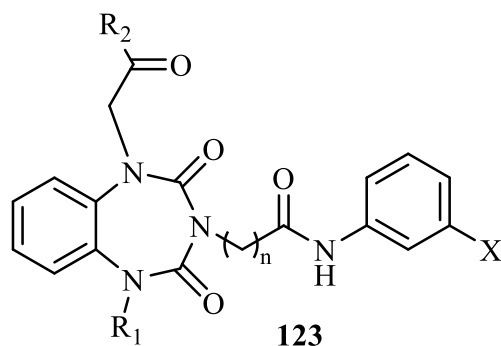


Figure 66. Structure of compounds **120**, **121**, and **122**

(C) Cholecystokinin Receptor Antagonist Activity

A number of CCK₂ antagonists have been reported to play an important role in controlling gastric acid related conditions, nervous system disorders and certain types of cancer¹⁰². 1H-1,3,5-Benzotriazepine-2,4(3H,5H)-diones (**123**) were prepared and found to be potent CCK₂ receptor antagonists (Figure 67)⁵⁹.



R₁ = Ph, c-C₆H₁₁, c-C₇H₁₃; R₂ = Pyrrolidin-1-yl, *t*-Bu.

X = H, -CH₃, -NCH₃, -COOH, 1,2,4-oxadiazol-3-yl-5(2H)-one; n = 1, 2, 3.

Figure 67. Structure of compound **123** derivatives

(D) Anti-inflammatory Activity

5-Methyl-10,11-dihydro-5H-pyrrolo[1,2-b][1,2,5]benzotriazepin-11-acetic acid (**124**) was prepared and evaluated for its anti-inflammatory activity using the carrageenan-induced rat paw edema method whereas it showed anti-inflammatory effect comparable to that of tolmetin (Figure 68)¹⁰³.

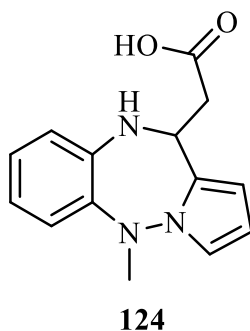


Figure 68. Structure of compound 124

Fernandez P. *et al* synthesized compound 125 and it was found to inhibit cyclooxygenase-2 enzyme (COX-2) leading to anti-inflammatory activity in animal models (Figure 69)¹⁰⁴.

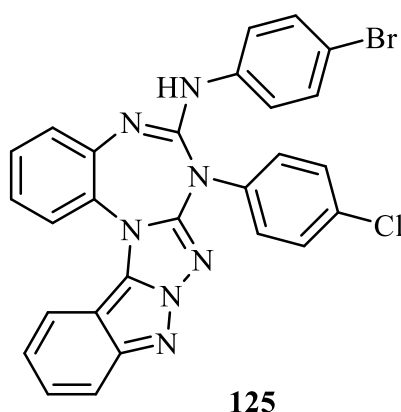


Figure 69. Structure of compound 125

4. Conclusion

The review focused on the preparation and exploration of the biological activities of two important classes of compounds: 4(3*H*)-quinazolinones and benzotriazepines. The first part of the review discussed the preparation of 4(3*H*)-quinazolinone and benzotriazepine derivatives. It provided insights into the synthetic strategies employed to obtain these compounds, highlighting their structural diversity and potential for modification. The second part of the review dealt with diverse biological activities exhibited by 4(3*H*)-quinazolinones. These compounds demonstrated promising effects in various therapeutic fields, including anti-inflammatory activity, antitumor activity, central nervous system activity, cardiovascular system activity, antiviral activity, antimicrobial activity, calcilytic activity, and antioxidant activity. This comprehensive exploration emphasized the potential of 4(3*H*)-quinazolinones as versatile agents in drug discovery and development. Similarly, the review also examined the diverse biological activities of benzotriazepines. These compounds showcased notable effects in central nervous system activity, anti-cancer activity, cholecystokinin receptor antagonist activity, and anti-inflammatory activity. The discussion shed light on the potential applications of benzotriazepines in various therapeutic settings, highlighting their versatility and pharmacological significance. Overall, the findings underscored the importance of these compounds in medicinal chemistry and drug development as reported before in a lot of scientific paperes published before¹⁰⁵⁻¹²⁴, emphasizing their potential as promising candidates for the treatment of various diseases. Further research and exploration of these compounds can lead to the development of novel therapeutic agents with enhanced efficacy and reduced side effects.

Synthesis and biological activities of 4(3H)-quinazolinone and benzotriazepine derivatives

Authors' contributions

Ahmed S. Abdelkhalek, Mansour E. Abokull, Samy M. Ibrahim, and Mostafa K. Soltan: designed the study, paper preparation, writing original draft, and revised the manuscript. Mokhtar A. Abdul-Malik and Shaban A. A. Abdel-Raheem: revised the manuscript, adjusting the paper linguistically and spelling, and adjusting the paper according to the style of the journal.

Conflict of interest

The authors declare that there is no conflict of interest in the manuscript.

Funding

No financial support was given to the authors for any matter related to this article.

ORCID

Ahmed S. Abdelkhalek: [0000-0003-2198-0549](https://orcid.org/0000-0003-2198-0549)

Mansour E. Abokull: [0009-0004-1741-7643](https://orcid.org/0009-0004-1741-7643)

Samy M. Ibrahim: [0000-0002-7995-5277](https://orcid.org/0000-0002-7995-5277)

Mostafa K. Soltan: [0000-0001-6021-907X](https://orcid.org/0000-0001-6021-907X)

Mokhtar A. Abdul-Malik: [0000-0001-7332-2105](https://orcid.org/0000-0001-7332-2105)

Shaban A. A. Abdel-Raheem: [0000-0002-3264-9299](https://orcid.org/0000-0002-3264-9299)

References

- [1] Sebaiy, M. M.; El-Adl, S. M.; Elbaramawi, S. S.; Abdel-Raheem, Sh. A. A.; Nafie, A. Developing a highly validated and sensitive HPLC method for simultaneous estimation of cefotaxime and paracetamol in pure and pharmaceutical preparations. *Curr. Chem. Lett.* **2024**, *13*, 435-444.
- [2] Mohamed, S. K.; Mague, J. T.; Akkurt, M.; Alfayomy, A. M.; Abou Seri, S. M.; Abdel-Raheem, Sh. A. A.; Abd Ul-Malik, M. A. Crystal structure and Hirshfeld surface analysis of ethyl (3E)-5-(4-chlorophenyl)-3-[[[4-chlorophenyl]formamido]imino]-7-methyl-2H,3H,5H-[1,3]thiazolo[3,2-a]pyrimidine-6-carboxylate. *Acta Crystallogr. Sect. E: Crystallogr. Commun.* **2022**, *78*, 846–850.
- [3] Ibrahim, S. M.; Abdelkhalek, A. S.; Abdel-Raheem, Sh. A. A.; Freah, N. E.; El Hady, N. H.; Aidia, N. K.; Tawfeq, N. A.; Gomaa, N. I.; Fouad, N. M.; Salem, H. A.; Ibrahim, H. M.; Sebaiy, M. M. An overview on 2-indolinone derivatives as anticancer agents. *Curr. Chem. Lett.* **2024**, *13*, 241-254.
- [4] Tolba, M. S.; Sayed, M.; Kamal El-Dean, A. M.; Hassanien, R.; Abdel-Raheem, Sh. A. A.; Ahmed, M. Design, synthesis and antimicrobial screening of some new thienopyrimidines. *Org. Commun.* **2021**, *14*, 365–376.
- [5] Abd-Ella, A. A.; Metwally, S. A.; Abdul-Malik, M. A.; El-Ossaily, Y. A.; Abdelrazek, F. M.; Aref, S. A.; Naffea, Y. A.; Abdel-Raheem, Sh. A. A. A review on recent advances for the synthesis of bioactive pyrazolinone and pyrazolidinedione derivatives. *Curr. Chem. Lett.* **2022**, *11*, 157–172.
- [6] Payaz, D. Ü.; Küçükbay, F. Z.; Küçükbay, H.; Angeli, A.; Supuran, C. T. Synthesis carbonic anhydrase enzyme inhibition and antioxidant activity of novel benzothiazole derivatives incorporating glycine, methionine, alanine, and phenylalanine moieties. *J. Enzyme Inhib. Med. Chem.* **2019**, *34*, 343-349.
- [7] Küçükbay, F. Z.; Buğday, N.; Küçükbay, H.; Tanc, M.; Supuran, C. T. Synthesis, characterization and carbonic anhydrase inhibitory activity of novel benzothiazole derivatives. *J. Enzyme Inhib. Med. Chem.* **2016**, *31*, 1221-1225.
- [8] Güngördü, A.; Sireci, N.; Küçükbay, H.; Birhanli, A.; Ozmen, M. Evaluation of in vitro and in vivo toxic effects of newly synthesized benzimidazole-based organophosphorus compounds. *Ecotoxicol. Environ. Saf.* **2013**, *87*, 23-32.
- [9] Zebbiche, Z.; Tekin, S.; Küçükbay, H.; Yüksel, F.; Boumoud, B. Synthesis and anticancer properties of novel hydrazone derivatives incorporating pyridine and isatin moieties. *Arch. Pharm.* **2021**, *354*, 2000377.

- [10] Küçükbay, H.; Gönül, Z.; Küçükbay, F. Z.; Tekin, Z.; Angeli, A.; Bartolucci, G.; Supuran C. T.; Tatlıcı, E.; Apohan, E.; Yeşilada, Ö. Synthesis of new 7-amino-3,4-dihydroquinolin-2(1*H*)-one-peptide derivatives and their carbonic anhydrase enzyme inhibition, antioxidant, and cytotoxic activities. *Arch. Pharm.* **2021**, *354*, 2100122.
- [11] Abdel-Raheem, Sh. A. A.; Fouad, M. R.; Gad, M. A.; Kamal El-Dean, A. M.; Tolba, M. S. Environmentally green synthesis and characterization of some novel bioactive pyrimidines with excellent bioefficacy and safety profile towards soil organisms. *J. Environ. Chem. Eng.* **2023**, *11*, 110839.
- [12] Drar, A. M.; Abdel-Raheem, Sh. A. A.; Moustafa, A. H.; Hussein, B. R. M. Studying the toxicity and structure-activity relationships of some synthesized polyfunctionalized pyrimidine compounds as potential insecticides. *Curr. Chem. Lett.* **2023**, *12*, 499–508.
- [13] Abdel-Raheem, Sh. A. A.; Drar, A. M.; Hussein, B. R. M.; Moustafa, A. H. Some oxoimidazolidine and cyanoguanidine compounds: Toxicological efficacy and structure-activity relationships studies. *Curr. Chem. Lett.* **2023**, *12*, 695–704.
- [14] Ahmed, A. A.; Mohamed, S. K.; Abdel-Raheem, Sh. A. A. Assessment of the technological quality characters and chemical composition for some Egyptian Faba bean germplasm. *Curr. Chem. Lett.* **2022**, *11*, 359–370.
- [15] Fouad, M. R.; Shamsan, A. Q. S.; Abdel-Raheem, Sh. A. A. Toxicity of atrazine and metribuzin herbicides on earthworms (*Aporrectodea caliginosa*) by filter paper contact and soil mixing techniques. *Curr. Chem. Lett.* **2023**, *12*, 185–192.
- [16] Elhady, O. M.; Mansour, E. S.; Elwassimy, M. M.; Zawam, S. A.; Drar, A. M.; Abdel-Raheem, Sh. A. A. Selective synthesis, characterization, and toxicological activity screening of some furan compounds as pesticidal agents. *Curr. Chem. Lett.* **2022**, *11*, 285–290.
- [17] Abdel-Raheem, Sh. A. A.; Kamal El-Dean, A. M.; Abdul-Malik, M. A.; Marae, I. S.; Bakhite, E. A.; Hassanien, R.; El-Sayed, M. E. A.; Zaki, R. M.; Tolba, M. S.; Sayed, A. S. A.; Abd-Ella, A. A. Facile synthesis and pesticidal activity of substituted heterocyclic pyridine compounds. *Rev. Roum. Chem.* **2022**, *67*, 305–309.
- [18] Abdel-Raheem, Sh. A. A.; Kamal El-Dean, A. M.; Zaki, R. M.; Hassanien, R.; El-Sayed, M. E. A.; Sayed, M.; Abd-Ella, A. A. Synthesis and toxicological studies on distyryl-substituted heterocyclic insecticides. *Eur. Chem. Bull.* **2021**, *10*, 225–229.
- [19] El-Ossaily, Y. A.; Alanazi, N. M. M.; Althobaiti, I. O.; Altaieb, H. A.; Al-Muailkel, N. S.; El-Sayed, M. Y.; Hussein, M. F.; Ahmed, I. M.; Alanazi, M. M.; Fawzy, A.; Abdel-Raheem, Sh. A. A.; Tolba, M. S. Multicomponent approach to the synthesis and spectral characterization of some 3,5-pyrazolididione derivatives and evaluation as anti-inflammatory agents. *Curr. Chem. Lett.* **2024**, *13*, 127-140.
- [20] El Bakri, Y.; Mohamed, S. K.; Saravanan, K.; Ahmad, S.; Mahmoud, A. A.; Abdel-Raheem, Sh. A. A.; ElSayed, W. M.; Mague, J. T.; Said, S. G. 1,4,9,9-tetramethyloctahydro-4,7-(epoxymethano)azulen-5(1*H*)-one, a natural product as a potential inhibitor of COVID-19: Extraction, crystal structure, and virtual screening approach. *J. King Saud Univ., Sci.* **2023**, *35*, 102628.
- [21] Bhat, M.; Belagali, S. L.; Mamatha, S. V.; Sagar, B. K.; Sekhar, E. V. Importance of quinazoline and quinazolinone derivatives in medicinal chemistry. *Stud. Nat. Prod. Chem.* **2021**, *71*, 185-219.
- [22] Spencer, J.; Rathnam, R. P.; Chowdhry, B. Z. 1,4-benzodiazepin-2-ones in medicinal chemistry. *Future Med. Chem.* **2010**, *2*, 1441-1449.
- [23] Ibrahim, S. M.; Abo-Kul, M.; Soltan, M. K.; Barakat, W.; Helal, A. S. Synthesis and biological screening of new derivatives of 2,3-dihydroquinazolin-4(1*H*)-one and benzotriazepin-5(2*H*)-one for central nervous system activity. *Med. Chem.* **2014**, *4*, 351-356.
- [24] Tashrifi, Z.; Mohammadi-Khanaposhtani, M.; Biglar, M.; Larijani, B.; Mahdavi, M. Isatoic anhydride: a fascinating and basic molecule for the synthesis of substituted quinazolinones and benzo di/triazepines. *Curr. Org. Chem.* **2019**, *23*, 1090-1130.
- [25] Ravez, S.; Castillo-Aguilera, O.; Depreux, P.; Goossens, L. Quinazoline derivatives as anticancer drugs: a patent review (2011–present). *Expert Opin. Ther. Pat.* **2015**, *25*, 789-804.
- [26] Jafari, E.; Khajouei, M. R.; Hassanzadeh, F.; Hakimelahi, G. H.; Khodarahmi, G. A. Quinazolinone and quinazoline derivatives: recent structures with potent antimicrobial and cytotoxic activities. *Res. Pharm. Sci.* **2016**, *11*, 1-14.
- [27] Rakesh, K. P.; Manukumar, H. M.; Gowda, D. C. Schiff's bases of quinazolinone derivatives: Synthesis and SAR studies of a novel series of potential anti-inflammatory and antioxidants. *Bioorg. Med. Chem. Lett.* **2015**, *25*, 1072-1077.
- [28] Liu, T.; Peng, F.; Cao, X.; Liu, F.; Wang, Q.; Liu, L.; Xue, W. Design, synthesis, antibacterial activity, antiviral activity, and mechanism of myricetin derivatives containing a quinazolinone moiety. *ACS Omega* **2021**, *6*, 30826-30833.

Synthesis and biological activities of 4(3H)-quinazolinone and benzotriazepine derivatives

- [29] Mendonça, J. F. J. B.; Scotti, L.; Ishiki, H.; Botelho, S. P. S.; Da Silva, M. S.; Scotti, M. T. Benzo- and thienobenzo-diazepines: multi-target drugs for CNS disorders. *Mini-Rev. Med. Chem.* **2015**, *15*, 630-647.
- [30] Faizi, M.; Jahani, R.; Ebadi, S. A.; Tabatabai, S. A.; Rezaee, E.; Lotfaliei, M.; Amini M.; Almasirad, A. Novel 4-thiazolidinone derivatives as agonists of benzodiazepine receptors: design, synthesis and pharmacological evaluation. *EXCLI J.* **2017**, *16*, 52-62.
- [31] Paal, C.; Busch, M. Synthese von chinazolinderivaten. *Ber. Dtsch. Chem. Ges.* **1889**, *22*, 2683-2702.
- [32] Von, N. S. Synthesen von chinazolinverbindungen. *J. Prakt. Chem.* **1895**, *51*, 564-572.
- [33] Gruner, M.; Rehwald, M.; Eckert, K. New syntheses of 2-alkylthio-4-oxo-3, 4-dihydroquinazolines, 2-alkylthio-quinazolines, as well as their hetero analogues. *Heterocycles* **2000**, *53*, 2363-2377.
- [34] Abdel-Jalil, R. J.; Voelter, W.; Saeed, M. A novel method for the synthesis of 4(3H)-quinazolinones. *Tetrahedron Lett.* **2004**, *45*, 3475-3476.
- [35] Connolly, D. J.; Guiry, P. J. A facile and versatile route to 2-substituted-4(3H)-quinazolinones and quinazolines. *Synlett* **2001**, *11*, 1707-1710.
- [36] Irwin, W. J.; Wibberley, D. G. Pyrrolo[1,2-*a*]quinolines. A re-investigation. *J. Chem. Soc., Perkin Trans.* **1974**, *1*, 250-252.
- [37] Deetz, M. J.; Malerich, J. P.; Beatty, A. M.; Smith, B. D. One-step synthesis of 4(3H)-quinazolinones. *Tetrahedron Lett.* **2001**, *42*, 1851-1854.
- [38] Kundu, S. K.; Mahindaratne, M. P.; Quintero, M. V.; Bao, A.; Negrete, G. R. One-pot reductive cyclization to antitumor quinazoline precursors. *Arkivoc* **2008**, *2*, 33-42.
- [39] Fray, M. J.; Mathias, J. P.; Nichols, C. L.; Po-Ba, Y. M.; Snow, H. Synthesis of substituted 2-amino-4-quinazolinones via ortho-fluorobenzoyl guanidines. *Tetrahedron Lett.* **2006**, *47*, 6365-6368.
- [40] Hazarkhani, H.; Karimi, B. A facile synthesis of new 3-(2-benzimidazolyl)-2-alkyl-4-(3H)-quinazolinones under microwave irradiation. *Tetrahedron* **2003**, *59*, 4757-4760.
- [41] Da Silva, J. F.; Garden, S. J.; Pinto, A. C. The chemistry of isatins: a review from 1975 to 1999. *J. Braz. Chem. Soc.* **2001**, *12*, 273-324.
- [42] Uskokovic, M.; Iacobelli, J.; Toome, V.; Wenner, W. The conversion of 4,1-benzoxazepine-2,5(1H,3H)-diones into 2-(α -hydroxyalkyl)-4-quinazolinones. *J. Org. Chem.* **1964**, *29*, 582-584.
- [43] Paterson, T. M. C.; Smalley, R. K.; Suschitzky, H. 1,2,3-benzotriazin-4-ones and related systems. part iii. thermal decomposition of 3-arylideneamino-1,2,3-benzotriazin-4-ones. A new synthesis of 2-arylquinazolin-4-ones. *Synthesis* **1975**, *3*, 187-189.
- [44] Söderbaum, H. G.; Widman, O. Derivate des o-amidobenzylalkohols. *Ber. Disch. Chem. Ges.* **1889**, *22*, 2933-2942.
- [45] Connolly, D. J.; Cusack, D.; O'Sullivan, T. P.; Guiry, P. J. Synthesis of quinazolinones and quinazolines. *Tetrahedron* **2005**, *61*, 10153-10202.
- [46] Shvekhgeimer, M. G. Synthesis of heterocyclic compounds based on isatoic anhydrides (2H-3,1-benzoxazine-2,4-diones). *Chem. Heterocycl. Compd.* **2001**, *37*, 385-443.
- [47] Wang, L. M.; Hu, L.; Shao, J. H.; Yu, J.; Zhang, L. A novel catalyst zinc(II) perfluorooctanoate [Zn(PFO)₂]-catalyzed three-component one-pot reaction: Synthesis of quinazolinone derivatives in aqueous micellar media. *J. Fluor. Chem.* **2008**, *129*, 1139-1145.
- [48] Maitraie, D.; Reddy, G. V.; Rao, V. R.; Kanth, S. R.; Rao, P. S.; Narsaiah, B. A simple and facile method for the synthesis of novel 5/7 trifluoromethyl-substituted 4(3H)-quinazolone regioisomers. *J. Fluor. Chem.* **2002**, *118*, 73-79.
- [49] Qiao, R. Z.; Xu, B. L.; Wang, Y. H. A facile synthesis of 2-substituted-2,3-dihydro-4(1H)-quinazolinones in 2,2,2-trifluoroethanol. *Chin. Chem. Lett.* **2007**, *18*, 656-658.
- [50] Xu, B. L.; Chen, J. P.; Qiao, R. Z.; Fu, D. C. Facile and efficient synthesis of 2-substituted-N₁-carbethoxy-2,3-dihydro-4(1H)-quinazolinones in fluorosolvent. *Chin. Chem. Lett.* **2008**, *19*, 537-540.
- [51] Amin, K. M.; Kamel, M. M.; Anwar, M. M.; Khedr, M.; Syam, Y. M. Synthesis, biological evaluation and molecular docking of novel series of spiro [(2H,3H) quinazoline-2,1'-cyclohexan]-4(1H)-one derivatives as anti-inflammatory and analgesic agents. *Eur. J. Med. Chem.* **2010**, *45*, 2117-2131.
- [52] Abbas, S. E.; Awadallah, F. M.; Ibrahim, N. A.; Said, E. G.; Kamel, G. M. New quinazolinone-pyrimidine hybrids: Synthesis, anti-inflammatory, and ulcerogenicity studies. *Eur. J. Med. Chem.* **2012**, *53*, 141-149.
- [53] Kulkarni, S. J.; Krishna, M. K.; Narender, N.; Raghavan, K. V. Synthesis of heterocyclic three-fused ring compounds using molecular sieve catalysts. *Stud. Surf. Sci. Catal.* **2004**, *154*, 2781-2787.
- [54] Hromatka, O.; Knollmüller, M.; Krenmüller, F. Syntheses of derivatives of 1.3.4-benzotriazepine. *Monatsh. Chem.* **1969**, *100*, 941-947.
- [55] Peet, N. P.; Sunder, S. Synthesis of 3,4-dihydro-1H-1,3,4-benzotriazepine-2,5-diones. *J. Org. Chem.* **1975**, *40*, 1909-1914.

- [56] Sunder, S.; Peet, N. P.; Trepanier D. L. Synthesis of 3,4-dihydro-5H-1,3,4-benzotriazepin-5-ones. *J. Org. Chem.* **1976**, *41*, 2732-2733.
- [57] Leiby, R. W.; Heindel, N. D. A unique rearrangement of 3,4-dihydro-5H-1,3,4-benzotriazepin-5-ones to 3-methylamino-4(3H)-quinazolinones. *J. Org. Chem.* **1977**, *42*, 161-162.
- [58] Ibrahim, S. M.; Baraka, M. M.; El-Sabbagh, O. I.; Kothayer, H. Synthesis of new benzotriazepin-5(2H)-one derivatives of expected antipsychotic activity. *Med. Chem. Res.* **2013**, *22*, 1488-1496.
- [59] Spencer, J.; Gaffen, J.; Griffin, E.; Harper, E. A.; Linney, I. D.; McDonald, I. M.; Roberts, S. P.; Shaxted, M. E.; Adatia, T.; Bashall, A. Achiral, selective CCK2 receptor antagonists based on a 1,3,5-benzotriazepine-2,4-dione template. *Bioorg. Med. Chem.* **2008**, *16*, 2974-2983.
- [60] Saczewski, F.; Kobierska, E.; Petruszewicz, J.; Gendzwill, A.; Gdaniec M. Synthesis and structure of novel 2,3,5,6-tetrahydro-1H-imidazo[2,1-b][1,3,5]benzotriazepines with vasocontractile activity in rabbit aortic rings. *Il Farmaco* **2003**, *58*, 1171-1178.
- [61] Britton, T. C.; Trepanier, D. L. *U.S. Patent*, **1980**, 4, 189, 588.
- [62] Alexandre, F. R.; Berecibar, A.; Wrigglesworth, R.; Perreux, L.; Guillon, J.; Léger, J. M.; Thiéry, V.; Besson, T. Synthesis of novel 1,3,4-benzotriazepine derivatives from 4-oxo-3,1-benzoxazine and 3,1-benzothiazine-2-carbonitriles. *Tetrahedron* **2005**, *61*, 8288-8294.
- [63] Abdel-Magid, A. F.; Anzalone, L.; Cohen, J.; Mehrman, S.; Villani, F. *U.S. patent*, **2007**, 066, 819 A1.
- [64] Kim, S. H.; Taylor, J. E. *U.S. Patent*, **1992**, 5, 091, 381.
- [65] Kacker, I. K.; Zaheer, S. H. Reactions of substituted 3:4-dihydro-4-oxoquinazolines with Grignard reagents. *J. Chem. Soc. Resumed* **1956**, 415-418.
- [66] Houghten, R. A.; Ostresh, J. M. *U. S. Patent*, **1998**, 5, 783, 577.
- [67] Audeval, B.; Bouchacourt, P.; Rondier, J. Etude comparative diproqualone-éthénamide versus glafénine dans les douleurs rhumatismales de gonarthrose et coxarthrose. *Gaz. Méd. Fr.* **1988**, *95*, 70-72.
- [68] Santagati, N. A.; Bousquet, E.; Spadaro, A.; Ronsisvalle, G. 4-Quinazolinones: synthesis and reduction of prostaglandin E2 production. *Il Farmaco* **1999**, *54*, 780-784.
- [69] Maggio, B.; Daidone, G.; Raffa, D.; Plescia, S.; Mantione, L.; Cutuli, V. M. C.; Mangano, N. G.; Caruso, A. Synthesis and pharmacological study of ethyl 1-methyl-5-(substituted 3,4-dihydro-4-oxoquinazolin-3-yl)-1H-pyrazole-4-acetates. *Eur. J. Med. Chem.* **2001**, *36*, 737-742.
- [70] Johnson, M.; Li, A. R.; Liu, J.; Fu, Z.; Zhu, L.; Miao, S.; Wang, X.; Xu, Q.; Huang, A.; Marcus, A.; Xu, F.; Ebsworth, K.; Sablan, E.; Danao, J.; Kumer, J.; Dairaghi, D.; Lawrence, C.; Sullivan, T.; Tonn, G.; Schall, T.; Medina, J. Discovery and optimization of a series of quinazolinone-derived antagonists of CXCR3. *Bioorg. Med. Chem. Lett.* **2007**, *17*, 3339-3343.
- [71] Giri, R. S.; Thaker, H. M.; Giordano, T.; Williams, J.; Rogers, D.; Sudersanam, V.; Vasu, K. K. Design, synthesis and characterization of novel 2-(2,4-disubstituted-thiazole-5-yl)-3-aryl-3H-quinazolin-4-one derivatives as inhibitors of NF-KB and AP-1 mediated transcription activation and as potential anti-inflammatory agents. *Eur. J. Med. Chem.* **2009**, *44*, 2184-2189.
- [72] Kumar, A.; Rajput, C. S. Synthesis and anti-inflammatory activity of newer quinazolin-4-one derivatives. *Eur. J. Med. Chem.* **2009**, *44*, 83-90.
- [73] De Jonge, M. J. A.; Dumez, H.; Verweij, J.; Yarkoni, S.; Snyder, D.; Lacombe, D.; Marréaud, S.; Yamaguchi, T.; Punt, C. J. A.; Oosterom, A. van.; EORTC new drug development group (NDDG). Phase I and pharmacokinetic study of halofuginone, an oral quinazolinone derivative in patients with advanced solid tumours. *Eur. J. Cancer* **2006**, *42*, 1768-1774.
- [74] Xia, Y.; Yang, Z. Y.; Hour, M. J.; Kuo, S. C.; Xia, P.; Bastow, K. F.; Nakanishi, Y.; Nampoothiri, P.; Hackl, T.; Hamel, E.; Lee, K. H. Antitumor agents. Part 204: synthesis and biological evaluation of substituted 2-aryl quinazolinones. *Bioorg. Med. Chem. Lett.* **2001**, *11*, 1193-1196.
- [75] Cao, S. L.; Feng, Y. P.; Jiang, Y. Y.; Liu, S. Y.; Ding, G. Y.; Li, R. T. Synthesis and in vitro antitumor activity of 4(3H)-quinazolinone derivatives with dithiocarbamate side chains. *Bioorg. Med. Chem. Lett.* **2005**, *15*, 1915-1917.
- [76] Al-Rashood, S. T.; Aboldahab, I. A.; Nagi, M. N.; Abouzeid L. A.; Abdel-Aziz, A. A.; Abdel-Hamide, S. G.; Youssef, K. M.; Al-Obaid, A. M.; El-Subbagh, H. I. Synthesis, dihydrofolate reductase inhibition, antitumor testing, and molecular modeling study of some new 4(3H)-quinazolinone analogs. *Bioorg. Med. Chem.* **2006**, *14*, 8608-8621.
- [77] Al-Obaid, A. M.; Abdel-Hamide, S. G.; El-Kashef, H. A.; Alaa, A. M.; El-Azab, A. S.; Al-Khamees, H. A.; El-Subbagh, H. I. Substituted quinazolines, part 3. Synthesis, in vitro antitumor activity and molecular modeling study of certain 2-thieno-4(3H)-quinazolinone analogs. *Eur. J. Med. Chem.* **2009**, *44*, 2379-2391.

Synthesis and biological activities of 4(3H)-quinazolinone and benzotriazepine derivatives

- [78] Converso, A.; Hartingh, T.; Garbaccio, R. M.; Tasber, E.; Rickert, K.; Fraley, M. E.; Yan, Y.; Kreatsoulas, C.; Stirdivant, S.; Drakas, B.; Walsh, E. S.; Hamilton, K.; Buser, C. A.; Mao, X.; Abrams, M. T.; Beck, S. C.; Tao, W.; Lobell, R.; Sepp-Lorenzino, L.; Zugay-Murphy, J.; Hartman, G. D. Development of thioquinazolinones, allosteric Chk1 kinase inhibitors. *Bioorg. Med. Chem. Lett.* **2009**, *19*, 1240-1244.
- [79] Gawad, N. M. A.; Georgey, H. H.; Youssef, R. M.; El-Sayed, N. A. Synthesis and antitumor activity of some 2,3-disubstituted quinazolin-4(3H)-ones and 4,6-disubstituted-1,2,3,4-tetrahydroquinazolin-2H-ones. *Eur. J. Med. Chem.* **2010**, *45*, 6058-6067.
- [80] El-Azab, A. S.; Eltahir, K. E. Design and synthesis of novel 7-aminoquinazoline derivatives: Antitumor and anticonvulsant activities. *Bioorg. Med. Chem. Lett.* **2012**, *22*, 1879-1885.
- [81] Archana, S. V. K.; Kumar, A. Synthesis of newer thiadiazolyl and thiazolidinonyl quinazolin-4(3H)-ones as potential anticonvulsant agents. *Eur. J. Med. Chem.* **2002**, *37*, 873-882.
- [82] Hattori, K.; Kido, Y.; Yamamoto, H.; Ishida, J.; Iwashita, A.; Mihara, K. Rational design of conformationally restricted quinazolinone inhibitors of poly (ADP-ribose) polymerase. *Bioorg. Med. Chem. Lett.* **2007**, *17*, 5577-5581.
- [83] Jatav, V.; Mishra, P.; Kashaw, S.; Stables, J. P. CNS depressant and anticonvulsant activities of some novel 3-[5-substituted 1,3,4-thiadiazole-2-yl]-2-styryl quinazolinone-4(3H)-ones. *Eur. J. Med. Chem.* **2008**, *43*, 1945-1954.
- [84] Na, Y. H.; Hong, S. H.; Lee, J. H.; Park, W. K.; Baek, D. J.; Koh, H. Y.; Cho, Y. S.; Choo, H.; Pae, A. N. Novel quinazolinone derivatives as 5-HT7 receptor ligands. *Bioorg. Med. Chem.* **2008**, *16*, 2570-2578.
- [85] Gökhan-Kelekçi, N.; Koyunoğlu, S.; Yabanoğlu, S.; Yelekçi, K.; Özgen, Ö.; Uçar, G.; Erol, K.; Kendi, E.; Yeşilada, A. New pyrazoline bearing 4(3H)-quinazolinone inhibitors of monoamine oxidase: Synthesis, biological evaluation, and structural determinants of MAO-A and MAO-B selectivity. *Bioorg. Med. Chem.* **2009**, *17*, 675-689.
- [86] Mizutani, T.; Nagase, T.; Ito, S.; Miyamoto, Y.; Tanaka, T.; Takenaga, N.; Tokita, S.; Sato, N. Development of novel 2-[4-(aminoalkoxy)phenyl]-4(3H)-quinazolinone derivatives as potent and selective histamine H₃ receptor inverse agonists. *Bioorg. Med. Chem. Lett.* **2008**, *18*, 6041-6045.
- [87] Kumar, S.; Kaur, H.; Kumar, A. Synthesis of new azetidinyll/thiazolidinonyl quinazolinone derivatives as antiparkinsonian agents. *Arab. J. Chem.* **2012**, *5*, 475-484.
- [88] Stephenson, K. A.; Wilson, A. A.; Houle, S.; Vasdev, N. Synthesis and in vitro evaluation of derivatives of the β₁-adrenergic receptor antagonist HX-CH 44. *Bioorg. Med. Chem. Lett.* **2011**, *21*, 5506-5509.
- [89] Abou-Seri, S. M.; Abouzid, K.; Abou El Ella, D. A. Molecular modeling study and synthesis of quinazolinone-arylpiperazine derivatives as α₁-adrenoreceptor antagonists. *Eur. J. Med. Chem.* **2011**, *46*, 647-658.
- [90] Wang, Z.; Wang, M.; Yao, X.; Li, Y.; Tan, J.; Wang, L.; Qiao, W.; Geng, Y.; Liu, Y.; Wang, Q. Design, synthesis and antiviral activity of novel quinazolinones. *Eur. J. Med. Chem.* **2012**, *53*, 275-282.
- [91] Beaulieu, P. L.; Coulombe, R.; Duan, J.; Fazal, G.; Godbout, C.; Huccke, O.; Jakalian, A.; Joly, M.-A.; Lepage, O.; Llinàs-Brunet, M.; Naud, J.; Poirier, M.; Rioux, N.; Thavonekham, B.; Kukolj, G.; Stammers, T. A. Structure-based design of novel HCV NS5B thumb pocket 2 allosteric inhibitors with submicromolar gtl replicon potency: Discovery of a quinazolinone chemotype. *Bioorg. Med. Chem. Lett.* **2013**, *23*, 4132-4140.
- [92] Watkins, W. J.; Lemoine, R. C.; Chong, L.; Cho, A.; Renau, T. E.; Kuo, B.; Wong, V.; Ludwikow, M.; Garizi, N.; Iqbal, N.; Barnard, J.; Jankowska, R.; Singh, R.; Madsen, D.; Lolans, K.; Lomovskaya, O.; Oza, U.; Dudley, M. N. Quinazolinone fungal efflux pump inhibitors. Part 2: In vitro structure-activity relationships of (N-methyl-piperazinyl)-containing derivatives. *Bioorg. Med. Chem. Lett.* **2004**, *14*, 5133-5137.
- [93] Raghavendra, N. M.; Thampi, P.; Gurubasavarajaswamy, P. M.; Sriram, D. Synthesis and antimicrobial activities of some novel substituted 2-imidazolyl-N-(4-oxo-quinazolin-3(4H)-yl)-acetamides. *Chem. Pharm. Bull.* **2007**, *55*, 1615-1619.
- [94] Pandey, S. K.; Singh, A.; Singh, A. Antimicrobial studies of some novel quinazolinones fused with [1,2,4]-triazole, [1,2,4]-triazine and [1,2,4,5]-tetrazine rings. *Eur. J. Med. Chem.* **2009**, *44*, 1188-1197.
- [95] Mohamed, M. S.; Kamel, M. M.; Kassem, E. M.; Abotaleb, N.; Abd El-moez, S. I.; Ahmed, M. F. Novel 6,8-dibromo-4(3H)-quinazolinone derivatives of anti-bacterial and anti-fungal activities. *Eur. J. Med. Chem.* **2010**, *45*, 3311-3319.
- [96] Venkatesh, P.; Tiwari, V. S. Design and synthesis of Quinazolinone, Benzothiazole derivatives bearing guanidinopropanoic acid moiety and their Schiff bases as cytotoxic and antimicrobial agents. *Arab. J. Chem.* **2016**, *9*, S914-S925.
- [97] Desai, N. C.; Vaghani, H. V.; Shihora, P. N. A new hybrid approach and in vitro antimicrobial evaluation of novel 4(3H)-quinazolinones and thiazolidinone motifs. *J. Fluor. Chem.* **2013**, *153*, 39-47.

- [98] Shcherbakova, I.; Balandrin, M. F.; Fox, J.; Ghatak, A.; Heaton, W. L.; Conklin, R. L. 3*H*-Quinazolin-4-ones as a new calcilytic template for the potential treatment of osteoporosis. *Bioorg. Med. Chem. Lett.* **2005**, *15*, 1557-1560.
- [99] Al-Omar, M. A.; El-Azab, A. S.; El-Obeid, H. A.; Abdel Hamide, S. G. Synthesis of some new 4-(3*H*)-quinazoline analogs as potential antioxidant agents. *J. Saudi Chem. Soc.* **2006**, *10*, 113-130.
- [100] Fischer, R.; Künzle, F. M.; Schmuz J. *U.S. Patent*, **1984**, 4, 450, 108.
- [101] Filippakopoulos, P.; Picaud, S.; Fedorov, O.; Keller, M.; Wrobel, M.; Morgenstern, O.; Bracher, F.; Knapp, S. Benzodiazepines and benzotriazepines as protein interaction inhibitors targeting bromodomains of the BET family. *Bioorg. Med. Chem.* **2012**, *20*, 1878-1886.
- [102] Kaur, K.; Talele, T. T. 3D QSAR studies of 1,3,4-benzotriazepine derivatives as CCK₂ receptor antagonists. *J. Mol. Graph. Model.* **2008**, *27*, 409-420.
- [103] Stefancich, G.; Artico, M.; Silvestri, R.; Prosini, P. P.; Pantaleoni, G.; Giorgi, R.; Palumbo, G. Non-steroidal antiinflammatory agents. VII. Synthesis and antiinflammatory activity of 5-methyl-10,11-dihydro-5*H*-pyrrolo[1,2-*b*][1,2,5]benzotriazepine-11-acetic acid and its 10-aryl derivatives. *Farmacol.* **1990**, *45*, 817-831.
- [104] Fernández, P.; Guillén, M. I.; Gomar, F.; Aller, E.; Molina, P.; Alcaraz, M. J. A novel cyclo-oxygenase-2 inhibitor modulates catabolic and antiinflammatory mediators in osteoarthritis. *Biochem. Pharmacol.* **2004**, *68*, 417-421.
- [105] Abdel-Raheem, Sh. A. A.; Kamal El-Dean, A. M.; Abd ul-Malik, M. A.; Hassanien, R.; El-Sayed, M. E. A.; Abd-Ella, A. A.; Zawam, S. A.; Tolba, M. S. Synthesis of new distyrylpyridine analogues bearing amide substructure as effective insecticidal agents. *Curr. Chem. Lett.* **2022**, *11*, 23-28.
- [106] Tolba, M. S.; Abd ul-Malik, M. A.; Kamal El-Dean, A. M.; Geies, A. A.; Radwan, Sh. M.; Zaki, R. M.; Sayed, M.; Mohamed, S. K.; Abdel-Raheem, Sh. A. A. An overview on synthesis and reactions of coumarin based compounds. *Curr. Chem. Lett.* **2022**, *11*, 29-42.
- [107] Bakhite E. A.; Abd-Ella A. A.; El-Sayed M. E. A.; Abdel-Raheem Sh. A. A. Pyridine derivatives as insecticides. Part 1: Synthesis and toxicity of some pyridine derivatives against Cowpea Aphid, *Aphis craccivora* Koch (Homoptera: Aphididae). *J. Agric. Food Chem.* **2014**, *62*, 9982-9986.
- [108] Abdelhafeez, I. A.; El-Tohamy, S. A.; Abd ul-Malik, M. A.; Abdel-Raheem, Sh. A. A.; El-Dars, F. M. S. A review on green remediation techniques for hydrocarbons and heavy metals contaminated soil. *Curr. Chem. Lett.* **2022**, *11*, 43-62.
- [109] Bakhite, E. A.; Abd-Ella, A. A.; El-Sayed, M. E. A.; Abdel-Raheem, Sh. A. A. Pyridine derivatives as insecticides. Part 2: Synthesis of some piperidinium and morpholinium cyanopyridinethiolates and their Insecticidal Activity. *J. Saud. Chem. Soc.* **2017**, *21*, 95-104.
- [110] Kamal El-Dean, A. M.; Abd-Ella, A. A.; Hassanien, R.; El-Sayed, M. E. A.; Abdel-Raheem, Sh. A. A. Design, synthesis, characterization, and insecticidal bioefficacy screening of some new pyridine derivatives. *ACS Omega* **2019**, *4*, 8406-8412.
- [111] Al-Taifi, E. A.; Abdel-Raheem, Sh. A. A.; Bakhite, E. A. Some reactions of 3-cyano-4-(*p*-methoxyphenyl)-5-oxo-5,6,7,8-tetrahydroquinoline-2(1*H*)-thione; Synthesis of new tetrahydroquinolines and tetrahydrothieno[2,3-*b*]quinolines. *Assiut Univ. J. Chem. (AUJC)* **2016**, *45*, 24-32.
- [112] Abdel-Raheem, Sh. A. A.; Kamal El-Dean, A. M.; Abd ul-Malik, M. A.; Abd-Ella, A. A.; Al-Taifi, E. A.; Hassanien, R.; El-Sayed, M. E. A.; Mohamed, S. K.; Zawam, S. A.; Bakhite, E. A. A concise review on some synthetic routes and applications of pyridine scaffold compounds. *Curr. Chem. Lett.* **2021**, *10*, 337-362.
- [113] Abdelhamid, A. A.; Elsaghier, A. M. M.; Aref, S. A.; Gad, M. A.; Ahmed, N. A.; Abdel-Raheem, Sh. A. A. Preparation and biological activity evaluation of some benzoylthiourea and benzoylurea compounds. *Curr. Chem. Lett.* **2021**, *10*, 371-376.
- [114] Kamal El-Dean, A. M.; Abd-Ella, A. A.; Hassanien, R.; El-Sayed, M. E. A.; Zaki, R. M.; Abdel-Raheem, Sh. A. A. Chemical design and toxicity evaluation of new pyrimidothienotetrahydroisoquinolines as potential insecticidal agents. *Toxicol. Rep.* **2019**, *6*, 100-104.
- [115] Gad, M. A.; Aref, S. A.; Abdelhamid, A. A.; Elwassimy, M. M.; Abdel-Raheem, Sh. A. A. Biologically active organic compounds as insect growth regulators (IGRs): introduction, mode of action, and some synthetic methods. *Curr. Chem. Lett.* **2021**, *10*, 393-412.
- [116] Abdel-Raheem, Sh. A. A.; Kamal El-Dean, A. M.; Hassanien, R.; El-Sayed, M. E. A.; Abd-Ella, A. A. Synthesis and biological activity of 2-((3-Cyano-4,6-distyrylpyridin-2-yl)thio)acetamide and its cyclized form. *Alger.J. Biosci.* **2020**, *01*, 046-050.
- [117] Abdel-Raheem, Sh. A. A.; Kamal El-Dean, A. M.; Hassanien, R.; El-Sayed, M. E. A.; Abd-Ella, A. A. Synthesis and characterization of some distyryl-derivatives for agricultural uses. *Eur. Chem. Bull.* **2021**, *10*, 35-38.

Synthesis and biological activities of 4(3H)-quinazolinone and benzotriazepine derivatives

- [118] Tolba, M. S.; Sayed, M.; Abdel-Raheem, Sh. A. A.; Gaber, T. A.; Kamal El-Dean, A. M.; Ahmed, M. Synthesis and spectral characterization of some new thiazolopyrimidine derivatives. *Curr. Chem. Lett.* **2021**, *10*, 471-478.
- [119] Abdel-Raheem, Sh. A. A.; Kamal El-Dean, A. M.; Hassaniien, R.; El-Sayed, M. E. A.; Sayed, M.; Abd-Ella, A. A. Synthesis and spectral characterization of selective pyridine compounds as bioactive agents. *Curr. Chem. Lett.* **2021**, *10*, 255-260.
- [120] Tolba, M. S.; Kamal El-Dean, A. M.; Ahmed, M.; Hassaniien, R.; Sayed, M.; Zaki, R. M.; Mohamed, S. K.; Zawam, S. A.; Abdel-Raheem, Sh. A. A. Synthesis, reactions, and applications of pyrimidine derivatives. *Curr. Chem. Lett.* **2022**, *11*, 121-138.
- [121] Shamsan, A. Q. S.; Fouad, M. R.; Yacoob, W. A. R. M.; AbdulMalik, M. A.; Abdel-Raheem, Sh. A. A. Performance of a variety of treatment processes to purify wastewater in the food industry. *Curr. Chem. Lett.* **2023**, *12*, 431-438.
- [122] Hussein, B. R. M.; Moustafa, A. H.; Abdou, A.; Drar, A. M.; Abdel-Raheem, Sh. A. A. Preparation, agricultural bioactivity evaluation, structure-activity relationships estimation, and molecular docking of some quinazoline compounds. *J. Agric. Food Chem.* **2024**, *72*, 8973-8982.
- [123] Sebaiy, M. M.; El-Adl, S. M.; Nafea, A.; Mattar, A. A.; Abdul-Malik, M. A.; Abdel-Raheem, Sh. A. A.; Elbaramawi, S. S. Review: Instrumental Analytical techniques for Evaluating some Anti-infective Drugs in Pharmaceutical Products and Biological Fluids. *Curr. Chem. Lett.* **2024**, *13*, 1-12.
- [124] Kaid, M.; Ali, A. E.; Shamsan, A. Q. S.; Salem, W. M.; Younes, S. M.; Abdel-Raheem, Sh. A. A.; Abdul-Malik, M. A. Efficiency of maturation oxidation ponds as a post-treatment technique of wastewater. *Curr. Chem. Lett.* **2022**, *11*, 415-422.

ACG
publications

© 2024 ACG Publications