

Supporting Information

Rec. Nat. Prod. 14:5 (2020) 340-354

***Lucilia sericata* Larval Secretions Stimulating Wound Healing Effects on Rat Dermal Fibroblast Cells**

Fahri Akbas^{1*}, Ahmet Ozaydin², Erdal Polat³ and Ilhan Onaran⁴

¹*Department of Medical Biology, Faculty of Medicine, Bezmialem Vakif University, Istanbul, Türkiye*

²*Department of Medical Biology, Cerrahpasa Faculty of Medicine, Istanbul University-Cerrahpasa, Istanbul, Türkiye*

³*Department of Microbiology, Cerrahpasa Faculty of Medicine, Istanbul University-Cerrahpasa, Istanbul, Türkiye*

⁴*Department of Medical Biology, Cerrahpasa Faculty of Medicine, Istanbul University-Cerrahpasa, Istanbul, Türkiye*

Table of Contents	Page
Figure S1: a) standard ULTRAWRK hydrocarbon mixture b) GC MS Chromatogram of larval secretion	2
Figure S2: LC-HRMS chromatogram of larval secretion	3
Table S1. Details of investigated genes as contained in the human wound healing PCR array	4
Figure S3: The proposed mechanism of action of the differentially regulated genes in the presence of larval secretion on fibroblast cells.	5
S1: Ethical approval documents	6

* Corresponding author: E-Mail: fakbas@bezmialem.edu.tr; Phone: +90 212 453 17 34 -1468

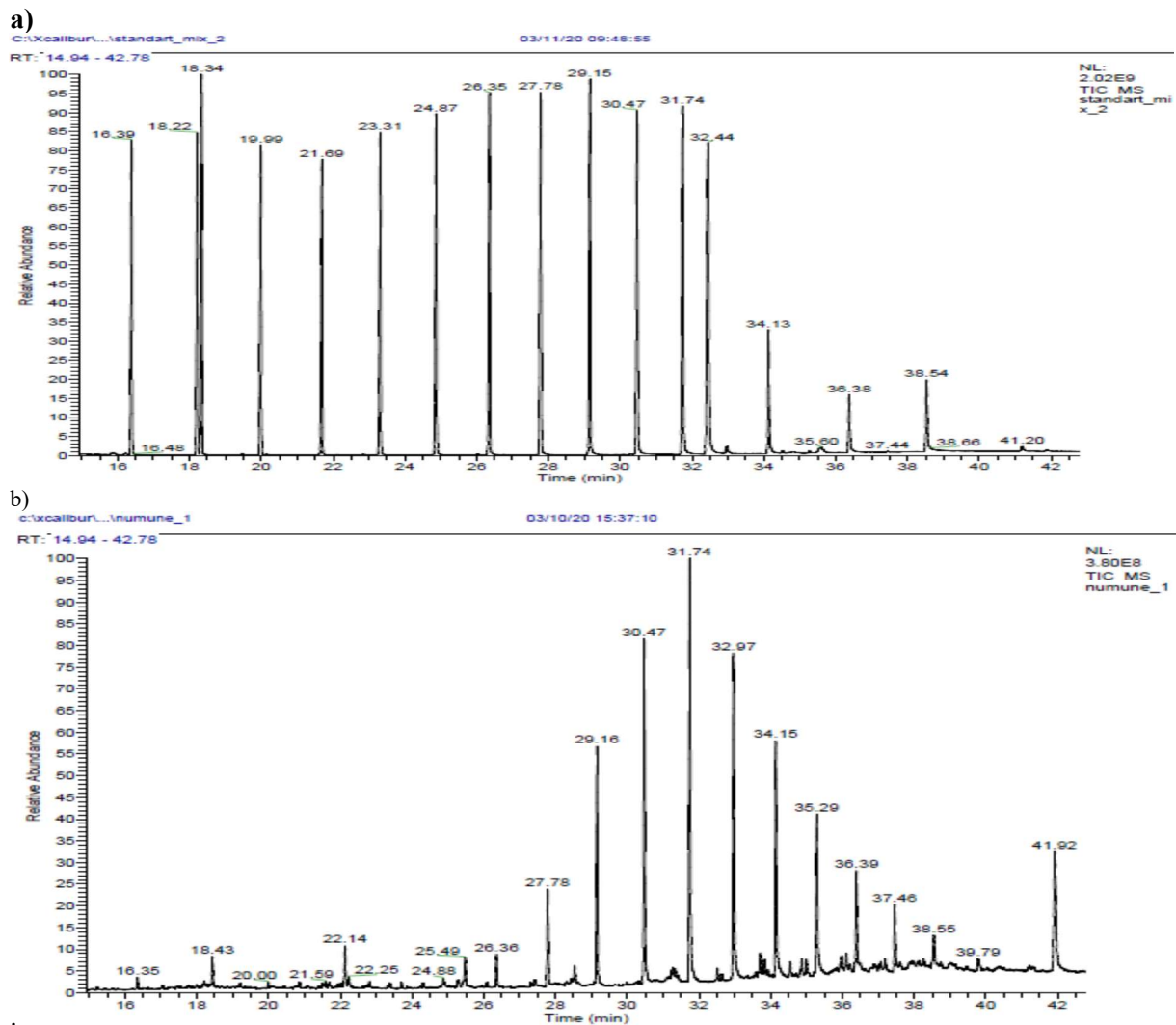


Figure S1: a) standard ULTRAWRK hydrocarbon mixture b) GC MS Chromatogram of larval secretion

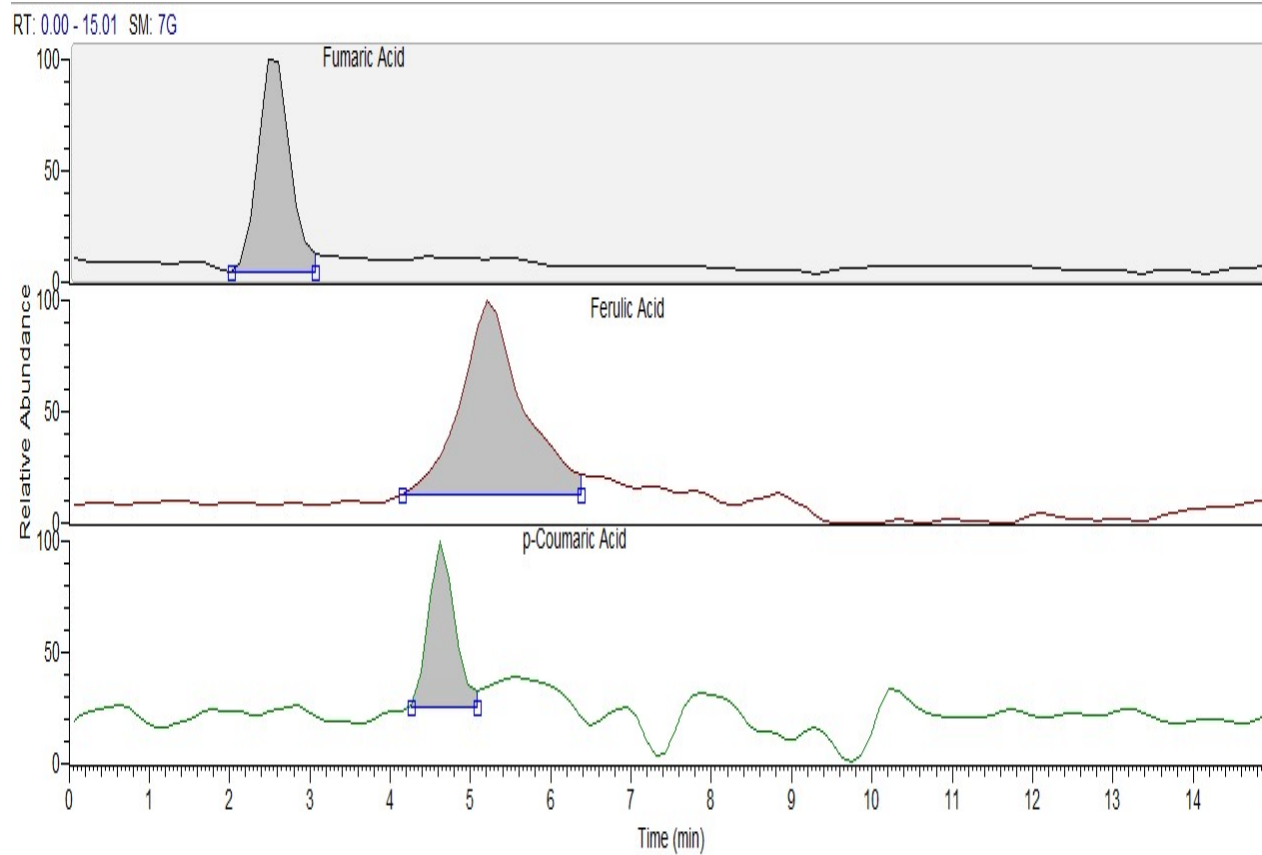


Figure S2: LC-HRMS chromatogram of unknown larval secretion

Table S1. Details of investigated genes as contained in the human wound healing PCR array

Gene function	Genes
ECM and cell adhesion	
ECM components	COL14A1, COL1A1, COL1A2, COL3A1, COL4A1, COL4A3, COL5A1, COL5A2, COL5A3, VTN
Remodeling enzymes	CTSG, CTSK, CTSL1, F13A1, F3 (tissue factor), FGA (fibrinogen), MMP1, MMP2, MMP7, MMP9, PLAT (tPA), PLAU (uPA), PLAUR (uPAR), PLG, SERPINE1 (PAI-1), TIMP1
Cellular adhesion	CDH1 (E-cadherin), ITGA1, ITGA2, ITGA3, ITGA4, ITGA5, ITGA6, ITGAV, ITGB1, ITGB3, ITGB5, ITGB6
Cytoskeleton	ACTA2 (α -SMA), ACTC1, RAC1, RHOA, TAGLN
Inflammatory cytokines and chemokines	CCL2 (MCP-1), CCL7 (MCP-3), CD40LG (TNFSF5), CXCL1, CXCL11 (ITAC/IP-9), CXCL2, CXCL5 (ENA-78/LIX), IFNG, IL10, IL1B, IL2, IL4, IL6
Growth factors	ANGPT1, CSF2 (GM-CSF), CSF3 (GCSF), CTGF, EGF, FGF10, FGF2, FGF7, HBEGF (DTR), HGF, IGF1, MIF, PDGFA, TGFA, TGFB1, TNF, VEGFA
Signal transduction	
TGF- β	TGFB1, TGFBR3, STAT3
WNT	CTNNB1, WISP1, WNT5A
Phosphorylation	MAPK1 (ERK2), MAPK3 (ERK1), PTEN
Receptors	EGFR, IL6ST (GP130)
Other	PTGS2

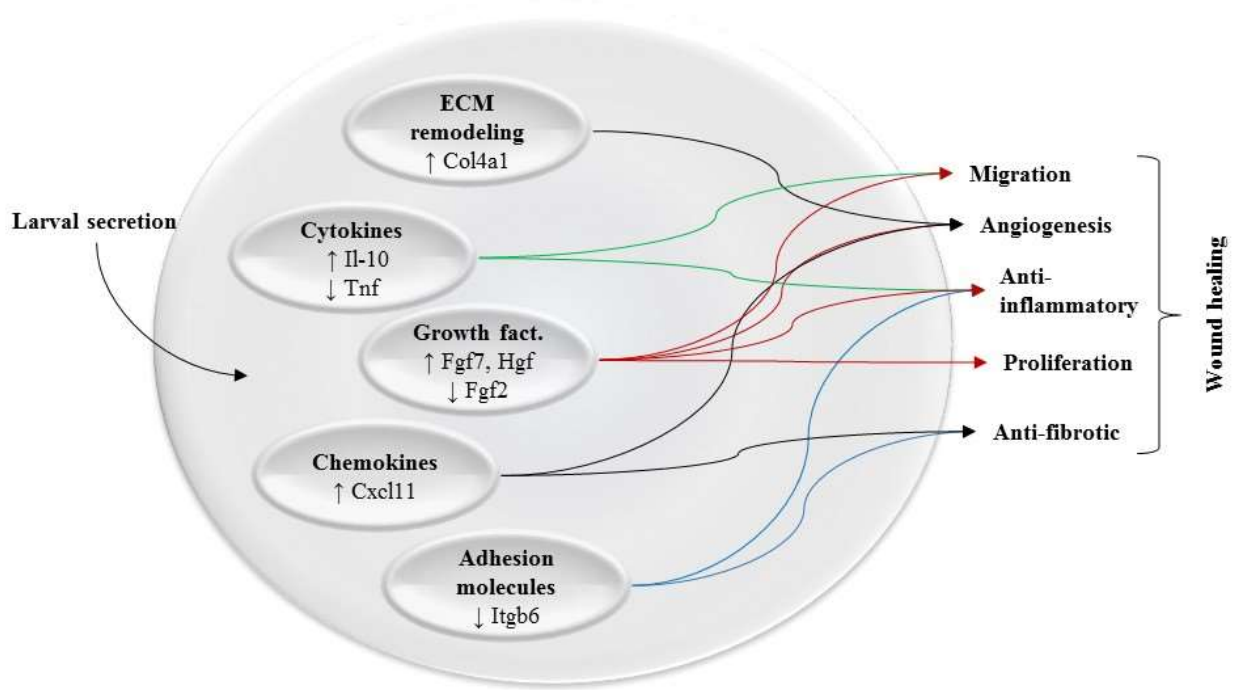


Figure S3: The proposed mechanism of action of the differentially regulated genes in the presence of larval secretion on fibroblast cells.

T.C.
BEZMİÂLEM VAKIF ÜNİVERSİTESİ
HAYVAN DENEYLERİ YEREL ETİK KURULU
KARAR METNİ

SAYI: 2016/243
KONU: Sn. Doç. Dr. Fahri AKBAŞ

29.09.2016

Sayın, Doç. Dr. Fahri AKBAŞ

“Yara iyileşme süreci ile ilişkili genlerin, yara büyüklüğüne bağlı olarak oluşacak farklı mRNA ekspresyon profillerinin değerlendirilmesi” başlıklı projeniz 29.09.2016 tarihinde yapılan Yerel Etik Kurul toplantısında değerlendirilmiş ve onanmıştır.

Doç. Dr. Fahri AKBAŞ
Etik Kurul Başkanı
KAYILMADI

Prof. Dr. Ahmet BELCE
Üye

Prof. Dr. Erhan AYŞAN
Üye

Prof. Dr. İsmail MERAL
Üye

Yrd. Doç. Dr. Fatemeh BAHADORI
Üye

Yrd. Doç. Dr. Ömer UYSAL
Üye

Vet. Hek. Mert ÇELİKTEN
Üye

Harun SARIKAMIŞ
Üye

Şerife GÖNCÜ
Üye

- Etik kurulumuzdan onam alan her proje için, çalışma başlamadan üç ay önce çalışılacak hayvan rezervinin uygunluğunu (tür, yaş, cinsiyet) belirlemek amacıyla Deneysel Hayvanları Laboratuvarına başvurulmalıdır.